



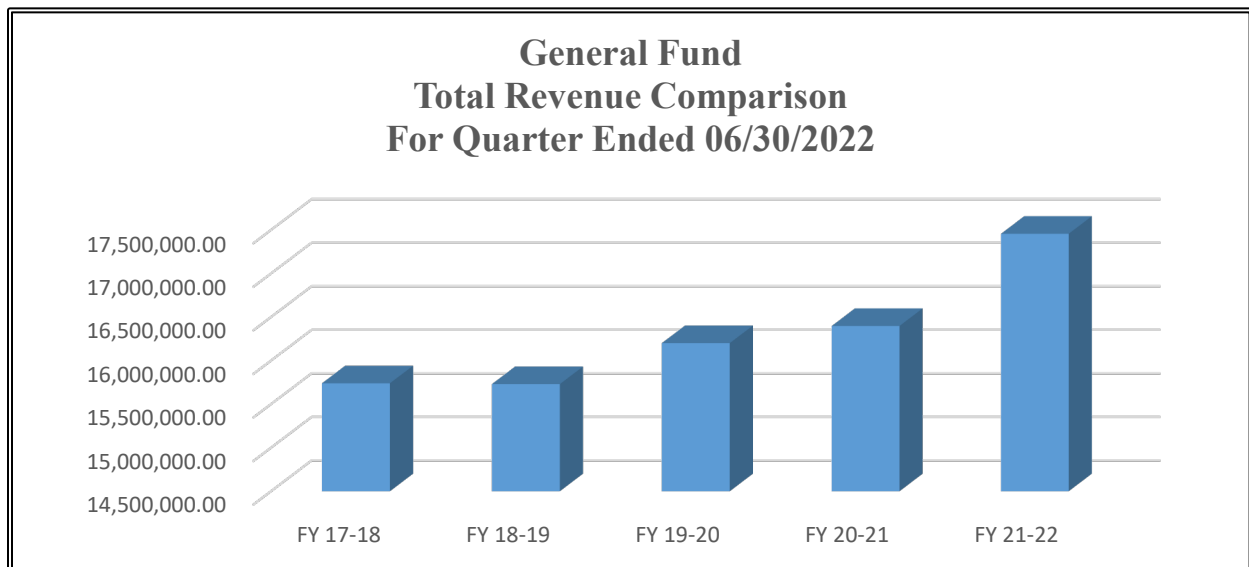
FY 2021-2022
QUARTERLY BUDGET
REPORT

FOR QUARTER ENDED
JUNE 30, 2022

3RD QUARTER FY 21-22 BUDGET REPORT

At the end of the third quarter of the fiscal year, there were nineteen (19) payroll periods out of twenty-six (26), which indicates that total expenditures for salaries and benefits should be at seventy-three percent (73%). Being nine months into the fiscal year, revenue and other expenditure items should be at approximately seventy-five percent (75%) of the FY 21-22 budget. Sales and Franchise taxes are presented based on when funds are received and is adjusted to a modified accrual basis during year end. Totals include \$1,035,476.72 in sales taxes accrued back to the prior fiscal year but received in the current fiscal year and \$164,668.99 in franchise taxes accrued back.

The audit is now completed, and all beginning balances and prior year numbers have been audited and are no longer subject to change.



	FY 17-18	FY 18-19	FY 19-20	FY 20-21	FY 21-22
Adjusted Annual Budget	\$19,964,646.00	\$19,242,811.00	\$19,888,994.00	\$20,225,025.13	\$20,640,348.00
Actuals	\$15,739,652.90	\$15,729,978.00	\$16,200,538.06	\$16,397,599.25	\$17,455,978.69
Actuals vs Budget	78.84%	81.74%	81.45%	81.08%	84.57%

Overall, third quarter General Fund revenues are trending higher than expected at 84.57% and running ahead of last year by \$1,058,379.

Prior FY 20-21 Year End	
Original Budget	\$20,521,907.98
Adjusted Budget	\$20,228,775.13
Actuals	\$20,224,074.61
Revenue Shortage	(\$4,700.52)
Percentage of Budget	99.98%

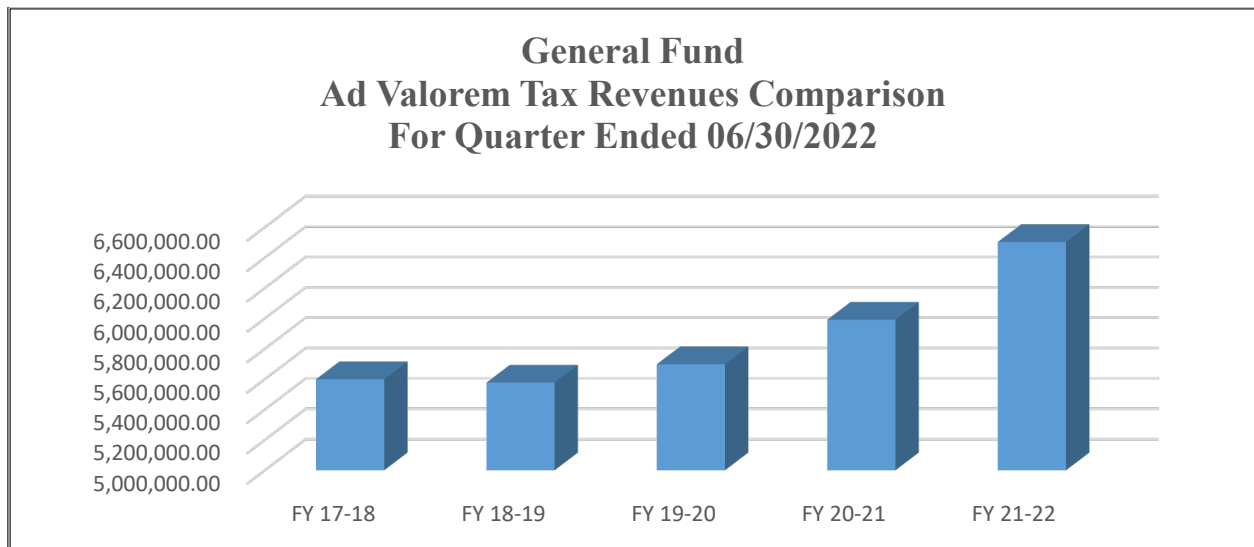
General Fund Revenues

Ad Valorem Taxes

The majority of Ad Valorem Taxes are collected in the early part of each fiscal year as penalties and interest are assessed on homeowners who do not make payment by January 31st.

The tax rate for this fiscal year was decreased from \$.85208 to \$.84000. The decrease was due to the legislative reduction in the max percentage between the No New Revenue Tax Rate and the Voter Approved Tax Rate. The Voter Approved Tax Rate was \$.84961.

Third quarter revenues are higher than prior years by \$511,344 or 8.54%. Collections are trending as expected at 98.82% as most of taxes are collected in the first two quarters of the year.



	FY 17-18	FY 18-19	FY 19-20	FY 20-21	FY 21-22
Adjusted Annual Budget	\$5,761,672.00	\$5,747,927.00	\$5,904,696.00	\$6,283,322.00	\$6,579,598.00
Actuals	\$5,598,645.23	\$5,576,252.18	\$5,697,548.94	\$5,990,287.23	\$6,501,631.13
Actuals vs Budget	97.17%	97.01%	96.49%	95.34%	98.82%

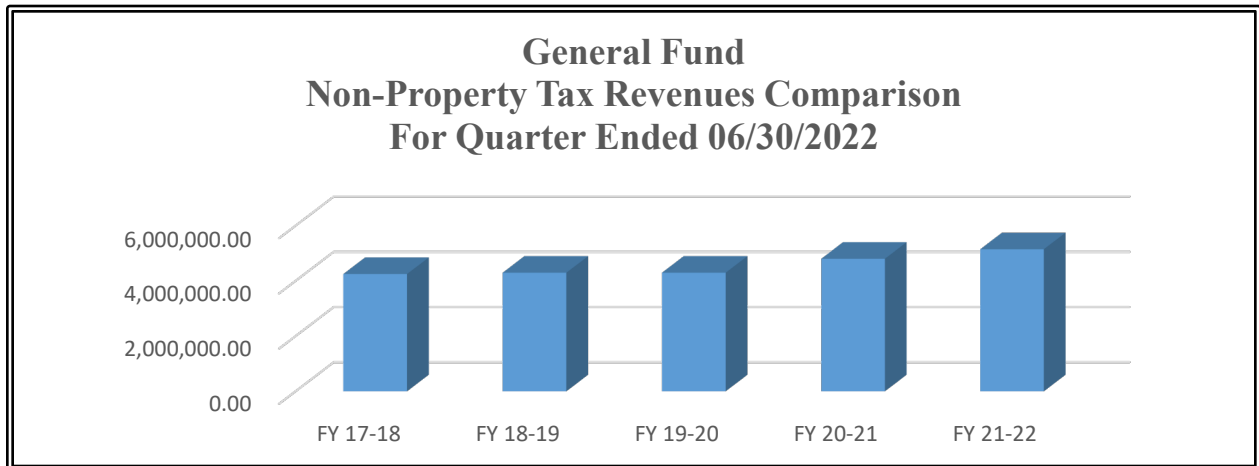
Prior FY 20-21 Year End	
Original Budget	\$6,283,322.00
Actuals	\$6,076,375.49
Revenue Shortage	(\$206,946.51)
Percentage of Budget	96.71%

Non-Property Taxes

This category contains sales tax, mixed drink, and franchise taxes. Only City sales taxes are received on a monthly basis while all other taxes are received on a quarterly or semi-annual basis. Sales tax revenues are presented based on when revenues are received and adjusted to the modified accrual basis at year end. Sales taxes accrued back are \$1,035,476.72 and franchise taxes accrued back are \$164,668.99

Revenues in this category are trending slightly higher than expected at 80.09% due to better receipts than anticipated. At 75% of budget, revenues should be \$4,820,951 which indicates an increase in anticipated receipts of \$327,046.

There are currently three outstanding incentive agreements with Neessen Polaris, Marshalls and Chick Fil A. The incentive agreement for Neessen Polaris offers payments to be equal to the amount no greater than half of the city sales tax generated by taxable sales for the new commercial development known as Neessen Polaris of Kingsville. Sales Tax combined with Ad Valorem tax incentives cannot exceed \$200,000. The incentive agreement for Marshalls offers payments to be equal to the amount of 50% of the city sales tax generated during the preceding calendar year by taxable sales from the new commercial development known as Marshalls collected in calendar years 2020, 2021 and 2022. This agreement also includes ad valorem tax incentives for calendar years 2020 through 2024. The incentive agreement for Chick Fil A offers payments to be equal to 75% of the city sales taxes generated by this business up to a maximum of \$550,000.



	FY 17-18	FY 18-19	FY 19-20	FY 20-21	FY 21-22
Adjusted Annual Budget	\$5,702,000.00	\$5,930,000.00	\$5,731,800.00	\$5,970,890.00	\$6,427,935.00
Actuals	\$4,249,798.47	\$4,296,802.03	\$4,297,149.35	\$4,802,655.06	\$5,147,997.27
Actuals vs Budget	74.53%	72.46%	74.97%	80.43%	80.09%

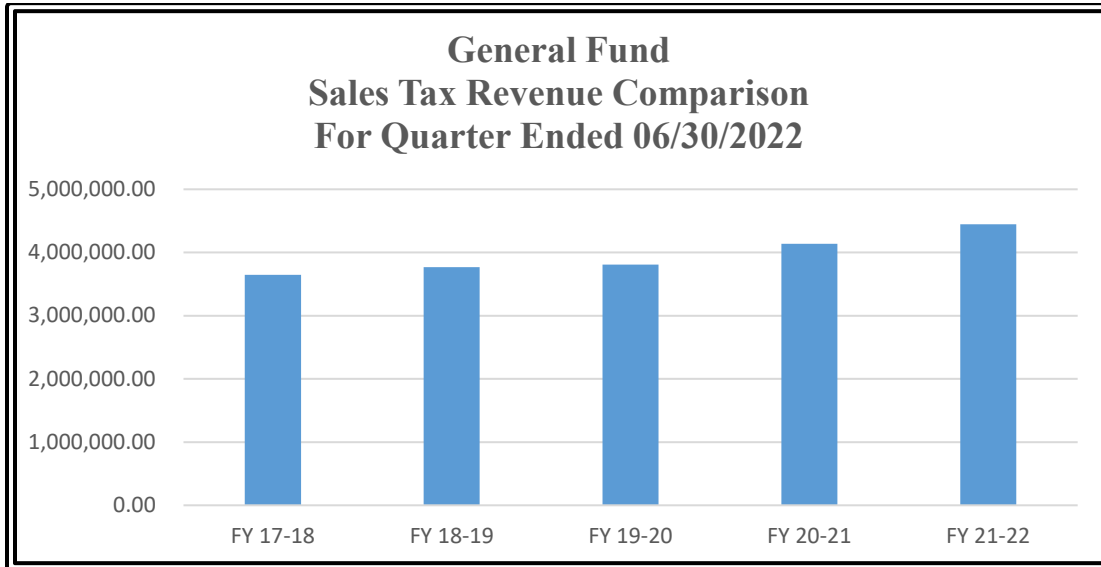
Prior FY 20-21 Year End

Original Budget	\$5,970,890.00
Actuals	\$6,839,673.67
Additional Revenues	\$868,783.67
Percentage of Budget	114.55%

Sales Tax

City sales tax revenue is trending higher than expected at 80.89% and better than last FY at this time by \$311,299. At 75% of budget, revenues would be \$4,125,000 which indicates a \$323,837 increase in anticipated revenues.

Revenues reflected are based on when received but includes \$1,035,476.72 that has been accrued back to the prior fiscal year. During the last quarter of the fiscal year, sales taxes are adjusted to reflect when revenues are earned rather than when received for audit purposes.



	FY 17-18	FY 18-19	FY 19-20	FY 20-21	FY 21-22
Adjusted Annual Budget	\$4,700,000.00	\$4,978,000.00	\$4,975,000.00	\$5,152,890.00	\$5,500,000.00
Actuals	\$3,647,104.55	\$3,768,414.64	\$3,807,001.27	\$4,137,538.42	\$4,448,837.23
Actuals vs Budget	77.60%	75.70%	76.52%	80.30%	80.89%

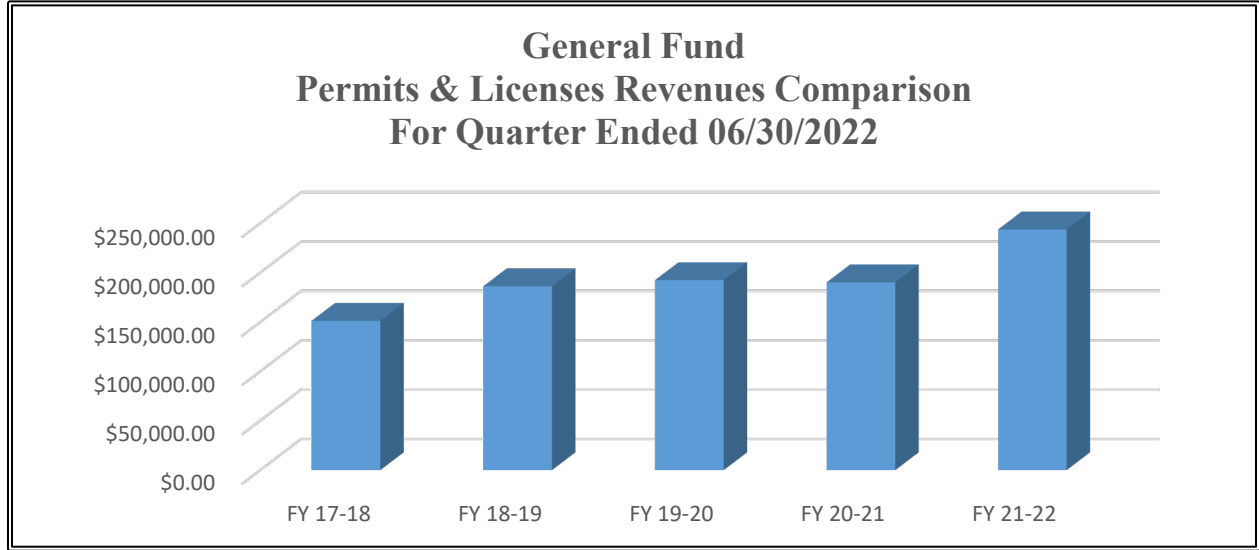
Prior FY 20-21 Year End

Original Budget	\$5,152,890.00
Actuals	\$5,704,000.16
Additional Revenues	\$551,110.16
Percentage of Budget	110.70%

Permits & Licenses

This revenue category consists of all permits and licensing revenue generated by the Planning Department. Revenues in this category are higher than the prior year by \$53,486 and as higher than projected at 85.87%. At 75% of budget, revenues would be \$212,887 which indicates a \$30,851 increase in anticipated revenues.

We were able to slightly increase the budget for FY 21-22 due to several new business developments.



	FY 17-18	FY 18-19	FY 19-20	FY 20-21	FY 21-22
Adjusted Annual Budget	\$256,625.00	\$213,000.00	\$217,845.00	\$262,645.00	\$283,850.00
Actuals	\$151,237.44	\$186,246.21	\$192,412.65	\$190,252.12	\$243,738.23
Actuals vs Budget	58.93%	87.44%	88.33%	72.44%	85.87%

Prior FY 20-21 Year End

Original Budget	\$262,645.00
Actuals	\$255,993.37
Revenue Shortage	(\$6,651.63)
Percentage of Budget	97.47%

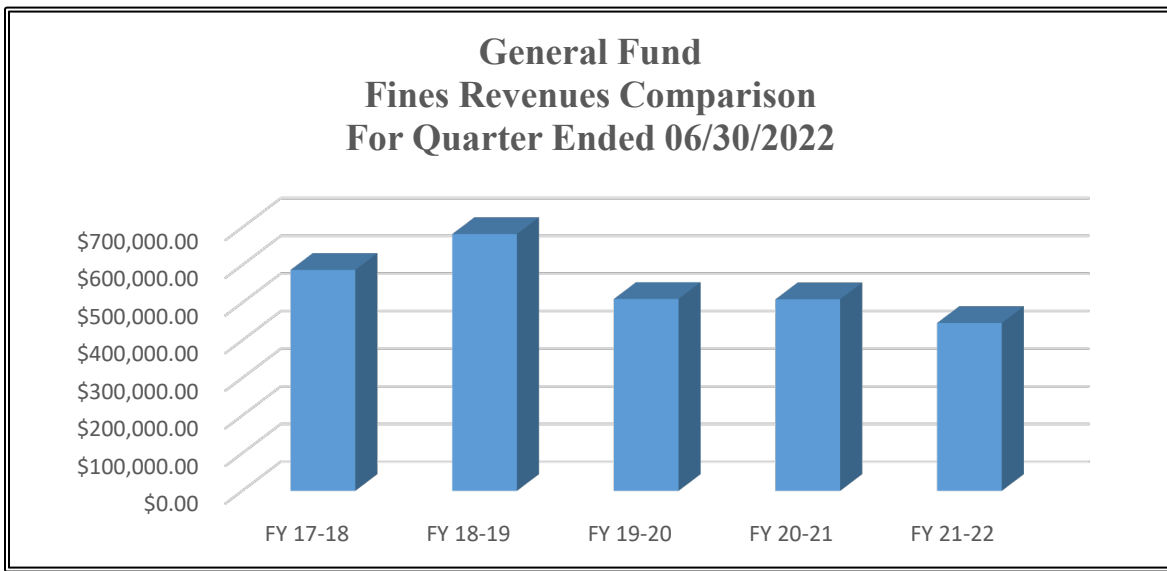
Notable Third Quarter Permits:

- 6 new single-family residence permits - \$966,315
- Parachute Building (new plasma center) - \$6,679

Fines

Municipal Court revenues are trending lower than expected at 61.30%, and lower than this time last FY by \$62,988. The budget was lowered this fiscal year due to last year’s performance.

Revenues normally improve in the 2nd quarter due to the annual warrant roundup, but the warrant roundup did not happen, and officers are not making arrests because the jail is still not accepting municipal court Class C defendants due to covid and staffing shortages.



	FY 17-18	FY 18-19	FY 19-20	FY 20-21	FY 21-22
Adjusted Annual Budget	\$760,500.00	\$741,100.00	\$815,100.00	\$776,000.00	\$727,900.00
Actuals	\$587,287.62	\$682,519.24	\$509,959.18	\$509,154.30	\$446,166.68
Actuals vs Budget	77.22%	92.10%	62.56%	65.61%	61.30%

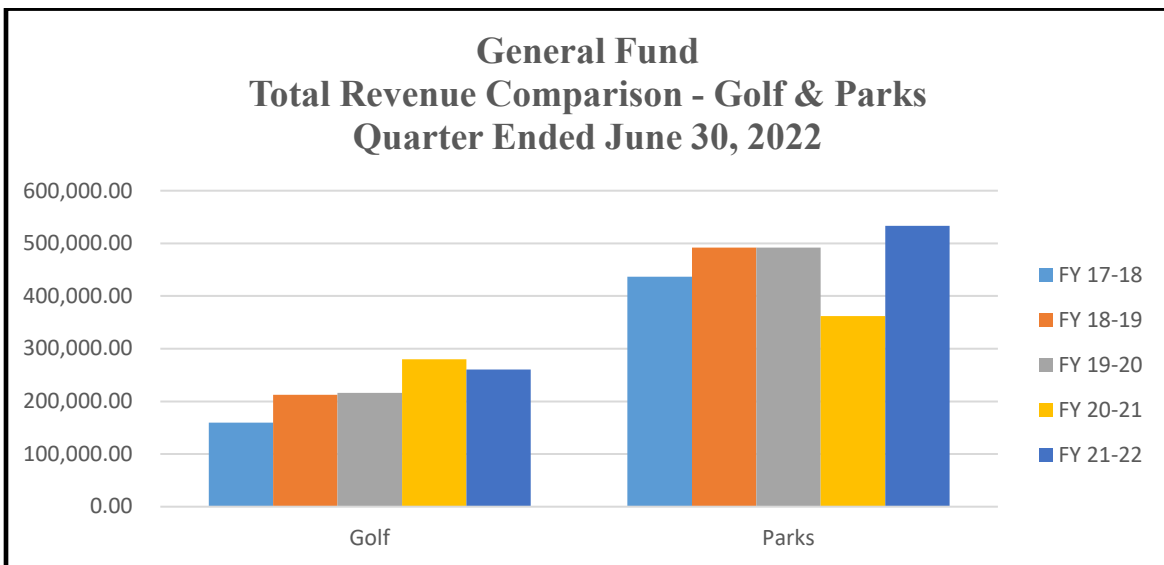
Prior FY 20-21 Year End

Original Budget	\$776,000.00
Actuals	\$672,423.30
Revenue Shortage	(\$103,576.70)
Percentage of Budget	86.65%

General Service Fees

This category contains the revenues for two divisions that were assumed by the City from the County in FY 14-15. The County contributes \$35,000 annually for the L.E. Ramey Golf Course. Golf Course revenues represent 52.20% of the FY 21-22 budget versus 84.87% last year. The budget increased in FY 21-22 due to the greens project that the County is going to provide partial funding for, but the revenues have not been received as the project has not been completed. Actual revenues decreased \$19,124 over the same period last fiscal year. Contributions from the County are current through June 2022.

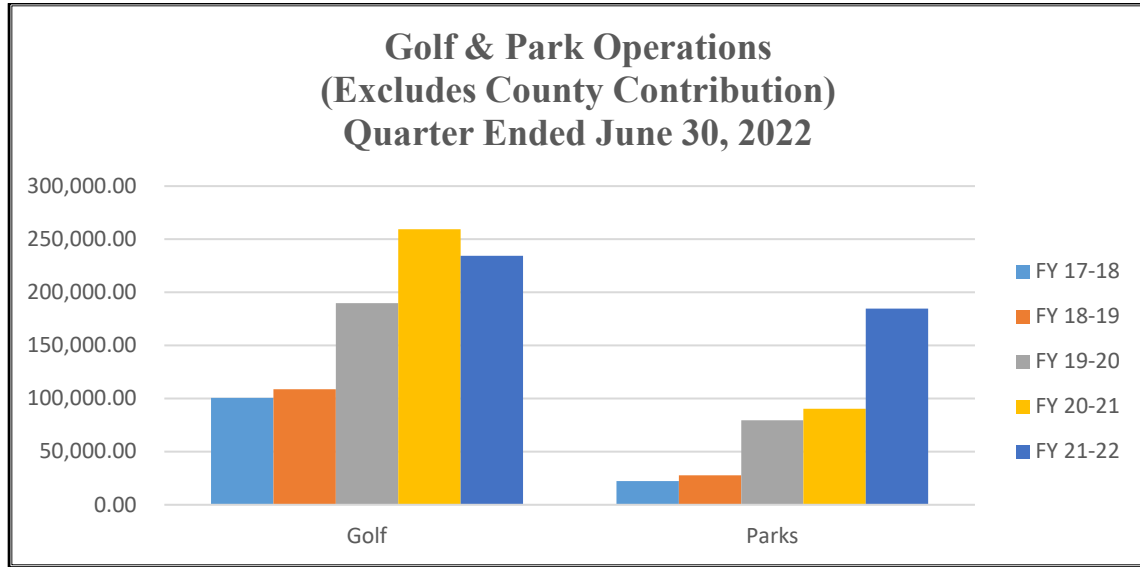
Parks and Recreation revenues are slightly higher than expected at 84.01%, and higher than the same period last fiscal year by \$171,674. Park revenues generally catch up once the summer months occur. The County contributes \$465,000 annually and are current through June 2022.



Golf	FY 17-18	FY 18-19	FY 19-20	FY 20-21	FY 21-22
Adjusted Annual Budget	\$277,500.00	\$330,000.00	\$331,729.00	\$329,750.75	\$499,510.00
Actuals	\$159,478.21	\$212,439.81	\$216,049.42	\$279,875.15	\$260,750.73
Actuals vs Budget	57.47%	64.38%	65.13%	84.87%	52.20%

Parks & Recreation	FY 17-18	FY 18-19	FY 19-20	FY 20-21	FY 21-22
Adjusted Annual Budget	\$646,150.00	\$631,050.00	\$684,010.00	\$634,932.15	\$681,510.00
Actuals	\$436,875.28	\$491,887.38	\$492,073.62	\$361,702.69	\$533,376.95
Actuals vs Budget	67.61%	77.95%	71.94%	56.97%	84.01%

Operating budgeted revenues for FY 21-22 for the Golf and Parks are \$334,750 and \$216,510, respectively. Operating revenues for Golf are trending slightly lower than anticipated at 70.05%, down from last year at this time of 88.03% and Park’s revenues are trending higher than anticipated at 85.27%, up from last year at this time of 53.23%.



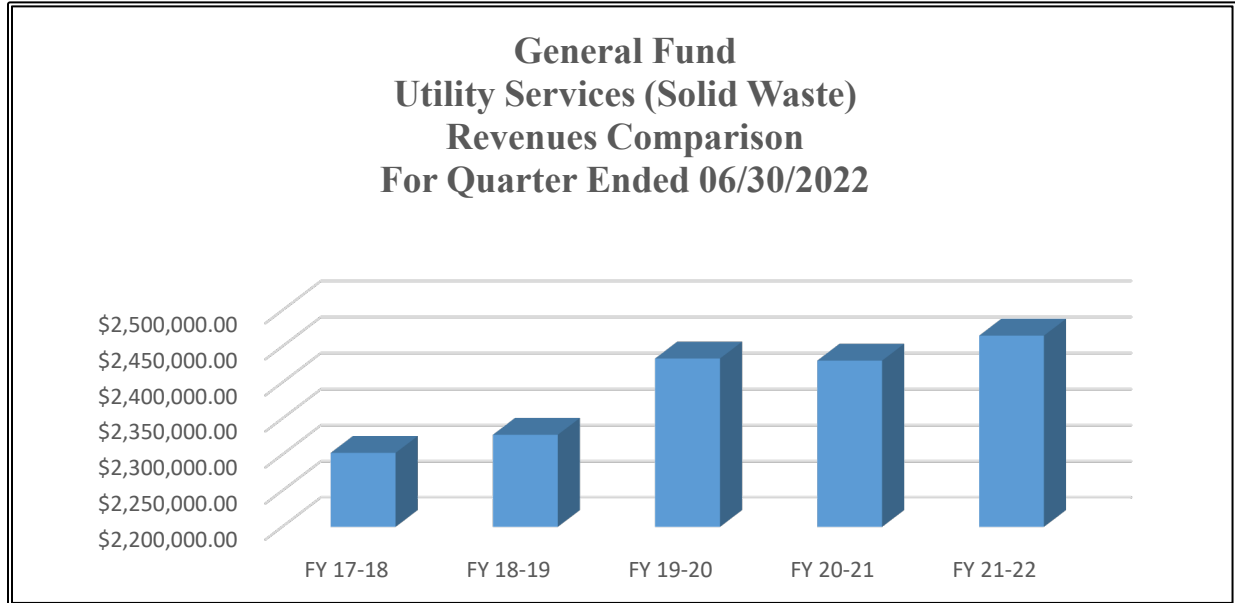
The table below represents operating revenues by excluding the County’s contribution of \$17,499.86 for the golf course and \$232,500 for the parks which represents the County contribution amount for the first six months of this fiscal year.

Division	FY 17-18	FY 18-19	FY 19-20	FY 20-21	FY 21-22
Golf	\$100,612.37	\$108,730.30	\$189,799.39	\$259,458.70	\$234,500.86 (\$260,570.73-\$26,249.87)
Parks	\$22,303.88	\$27,622.78	\$79,573.65	\$90,452.69	\$184,626.95 (\$533,376.95-\$348,750)

	Operating Budget	Operating Revenues	% Received
Golf	\$334,750.00	\$234,500.86	70.05%
Parks	\$216,510.00	\$184,626.95	85.27%

Solid Waste

In General Fund, this revenue category includes landfill and garbage fees. Revenues for this fiscal year increased from last fiscal by \$34,648 and is running slightly lower than expected at 74.92%.



	FY 17-18	FY 18-19	FY 19-20	FY 20-21	FY 21-22
Adjusted Annual Budget	\$3,205,500.00	\$3,206,500.00	\$3,196,500.00	\$3,314,050.00	\$3,290,500.00
Actuals	\$2,302,619.89	\$2,327,710.00	\$2,433,444.58	\$2,430,522.40	\$2,465,169.94
Actuals vs Budget	71.83%	72.59%	76.13%	73.34%	74.92%

Landfill includes revenues that are billed to commercial accounts and revenues from residential customers. Below is a comparison of those revenues.

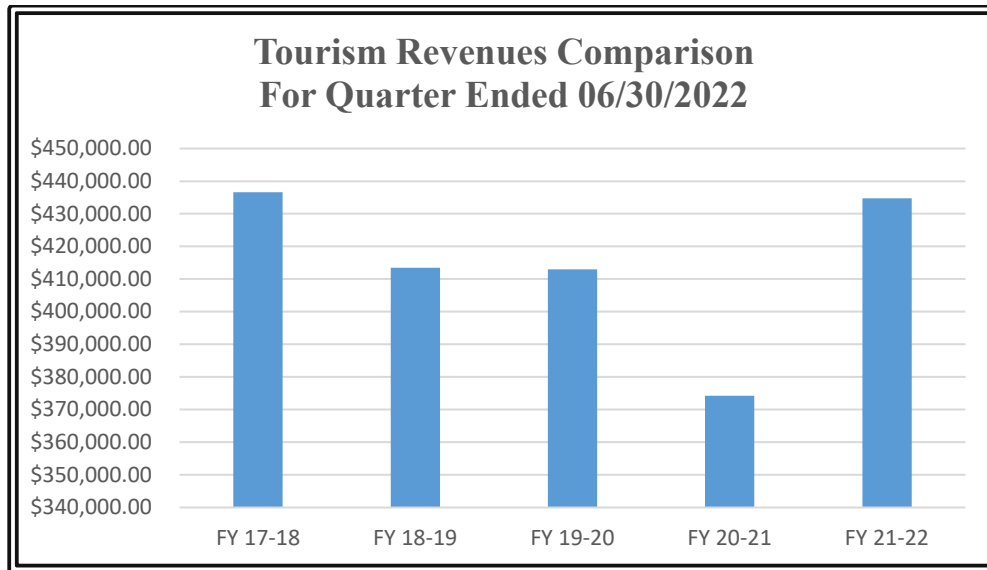
Landfill	FY 17-18	FY 18-19	FY 19-20	FY 20-21	FY 21-22
Landfill-Commercial	\$245,571.78	\$245,822.26	\$366,236.28	\$330,456.00	\$340,108.80
Landfill-Scale House	\$11,600.90	\$39,541.05	\$19,383.75	\$26,653.00	\$41,577.20

Prior FY 20-21 Year End

Original Budget	\$3,314,050.00
Actuals	\$3,253,335.16
Revenue Shortage	(\$60,714.84)
Percentage of Budget	98.17%

Tourism Fund Revenues

The main revenues for Tourism Fund are Hotel Occupancy Taxes collected by the hotels from overnight hotel guests. Revenues received for FY 21-22 are more than what was received for last year by \$60,489.90, but trending lower than expected at 67.95%. The budget was increased this fiscal year due to the belief that occupancy would improve over last fiscal year based on last fiscal year’s performance. Historically, annual revenues are made up in the 4th quarter.



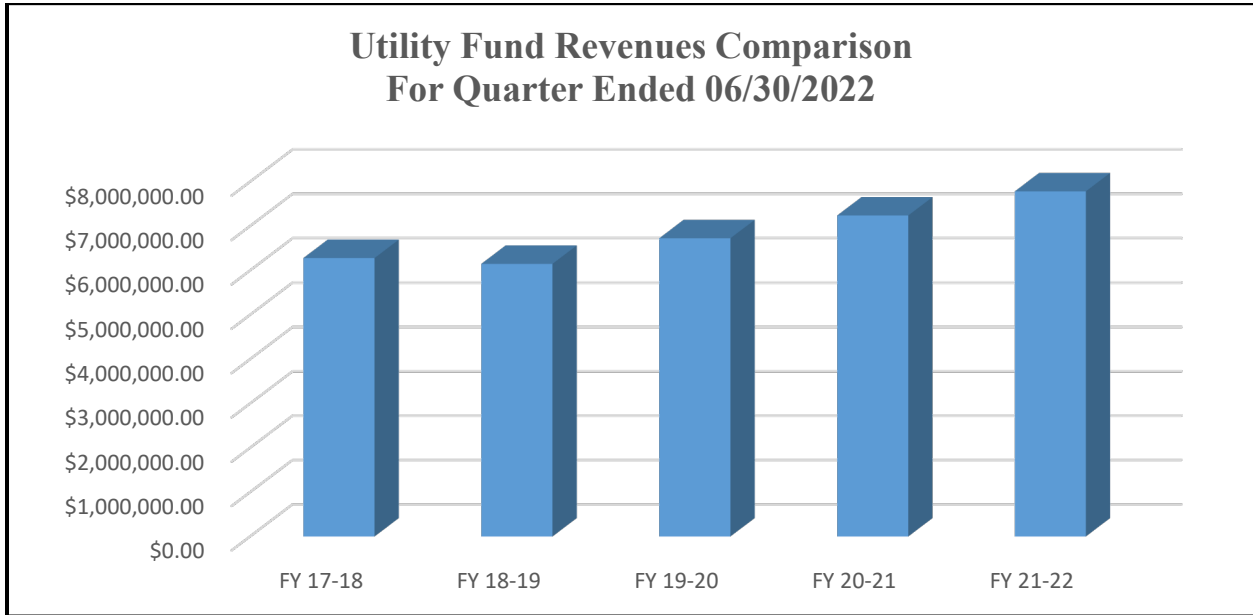
	FY 17-18	FY 18-19	FY 19-20	FY 20-21	FY 21-22
Adjusted Annual Budget	\$554,780.00	\$624,221.00	\$698,011.00	\$567,762.00	\$639,850.00
Actuals	\$436,612.66	\$413,498.45	\$412,984.55	\$374,296.30	\$434,786.10
Actuals vs Budget	78.70%	66.24%	59.17%	65.92%	67.95%

Prior FY 20-21 Year End

Original Budget	\$563,075.00
Adjusted Budget	\$567,762.00
Actuals	\$625,180.29
Additional Revenues	\$57,418.29
Percentage of Budget	110.11%

Utility Fund Revenues

Revenues from this fund come mainly from water and sewer sales for both residential and commercial customers. Revenues are higher than last FY at this time by \$544,093 but trending slightly lower than expected at 74.68%. Water rates increased by 1% and sewer rates increased by 7% to stay in line with recommendations of the rate study conducted by HDR. Increased revenues projected at \$350,450 are budgeted to be transferred to Fund 054 for future utility related projects.



	FY 17-18	FY 18-19	FY 19-20	FY 20-21	FY 21-22
Adjusted Annual Budget	\$7,988,321.00	\$9,117,606.00	\$9,146,452.00	\$9,828,981.78	\$10,421,558.33
Actuals	\$6,279,900.45	\$6,149,317.15	\$6,726,048.31	\$7,239,158.76	\$7,783,251.92
Actuals vs Budget	78.61%	67.44%	73.54%	73.65%	74.68%

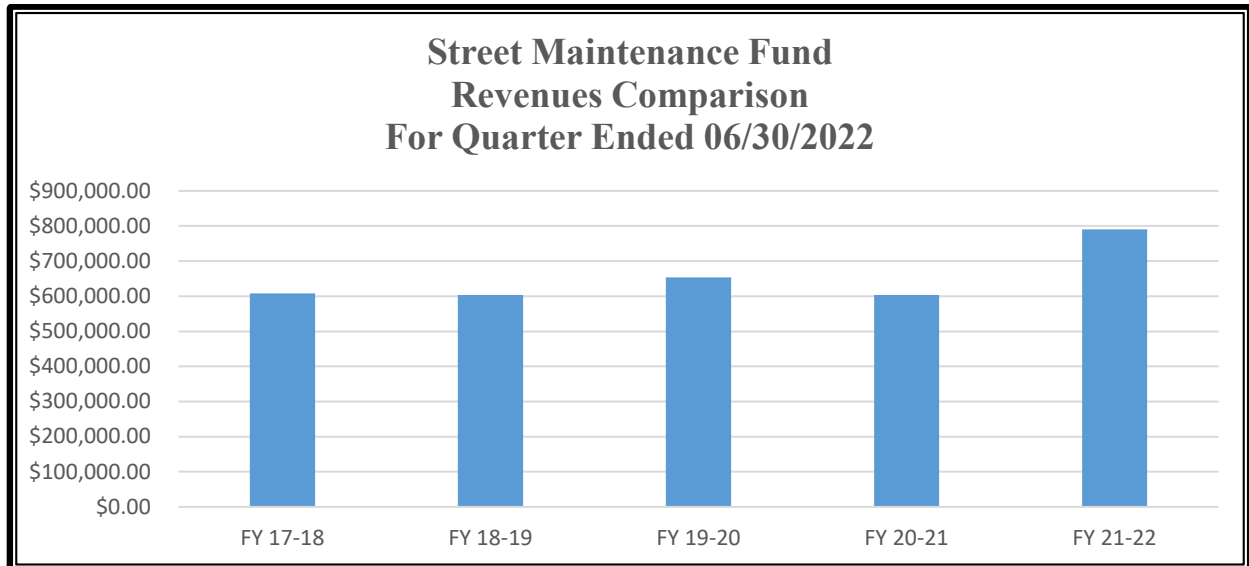
Prior FY 20-21 Year End

Original Budget	\$9,812,106.78
Adjusted Budget	\$9,828,881.78
Actuals	\$10,656,743.17
Additional Revenues	\$827,861.39
Percentage of Budget	108.42%

Street Maintenance Fund

Revenues for this fund are generated by the street maintenance fee that began January 2016, with the first billings sent out in February. Street user fees increased in FY 21-22. Residents are now assessed \$6.00 per month up from \$5.00 per month and Non-Residential customers are assessed a fee based on square foot of their space x a discounted trip generator x \$6.00 a month up from the \$5.00 per month. The discounted trip generator was reduced to 85% down from 90% and an additional 2 tiers were added capping the top tier at \$500 up from \$150.

Approximately 5.706 miles have been paved this fiscal year. Revenues are trending more than last FY by \$186,992 and slightly less than expected at 73.50%.



	FY 17-18	FY 18-19	FY 19-20	FY 20-21	FY 21-22
Adjusted Annual Budget	\$812,000.00	\$812,000.00	\$812,000.00	\$802,000.00	\$1,075,373.21
Actuals	\$607,909.77	\$603,299.68	\$654,073.37	\$603,440.62	\$790,432.42
Actuals vs Budget	74.87%	74.30%	80.55%	75.24%	73.50%

FY 21-22

Total Amount Budgeted For Street Maintenance

Fund 001-General Fund-52100	Regular Budget	\$55,000.00
Fund 087-SW Capital Projects-52105	Alley Maintenance	\$50,000.00
Fund 092-Street Maintenance	Street Projects & Equip	\$896,356.00
	Total	\$1,001,356.00

Prior FY 20-21 Year End

Original Budget	\$1,200,000.00
Adjusted Budget	\$1,340,000.00
Actuals	\$1,304,336.46
Additional Revenues	(\$35,663.54)
Percentage of Budget	97.34%

**Last Six Years
Total Amount Expended For Street Maintenance
FY 21-22 Is Based On Budget**

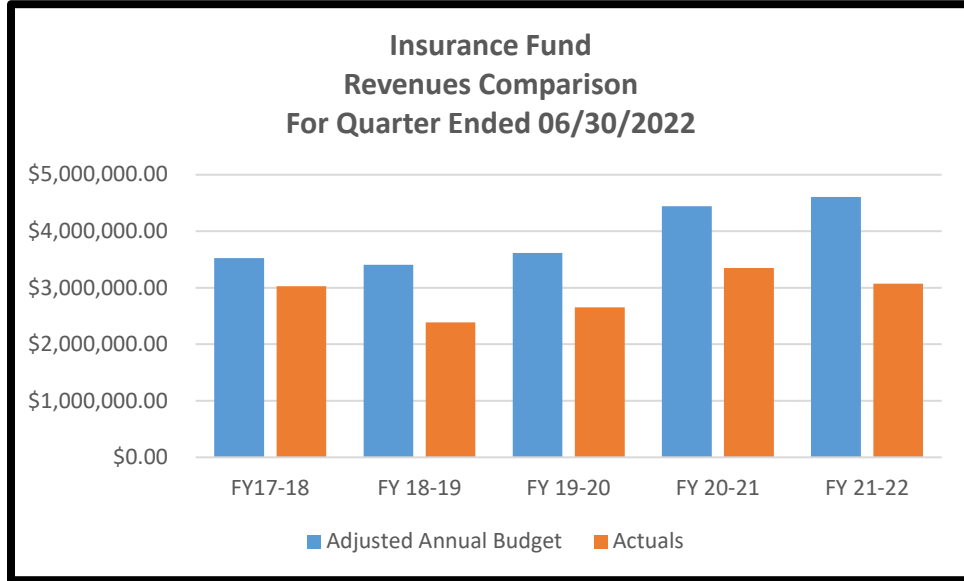
Fund	Actuals FY 16-17	Actuals FY 17-18	Actuals FY 18-19	Actuals FY 19-20	Actuals FY 20-21	Budgeted FY 21-22
Fund 001-General Fund	\$13,048.65	\$64,151.92	\$52,213.25	\$64,988.58	\$67,717.17	\$55,000.00
Fund 033-CO Series 2016	85,026.25	506,408.00	0.00	0.00	0.00	0.00
Fund 087-SW Capital Project	26,539.08	11,531.41	3,815.00	10,732.79	15,621.51	50,000.00
Fund 092-Street Maintenance	449,584.18	503,085.13	1,006,313.14	564,678.15	1,302,763.78	896,356.00
Total Street Expenditures	\$574,198.16	\$1,085,176.46	\$1,062,341.39	\$640,399.52	\$1,386,102.46	\$1,001,356.00

Insurance Fund

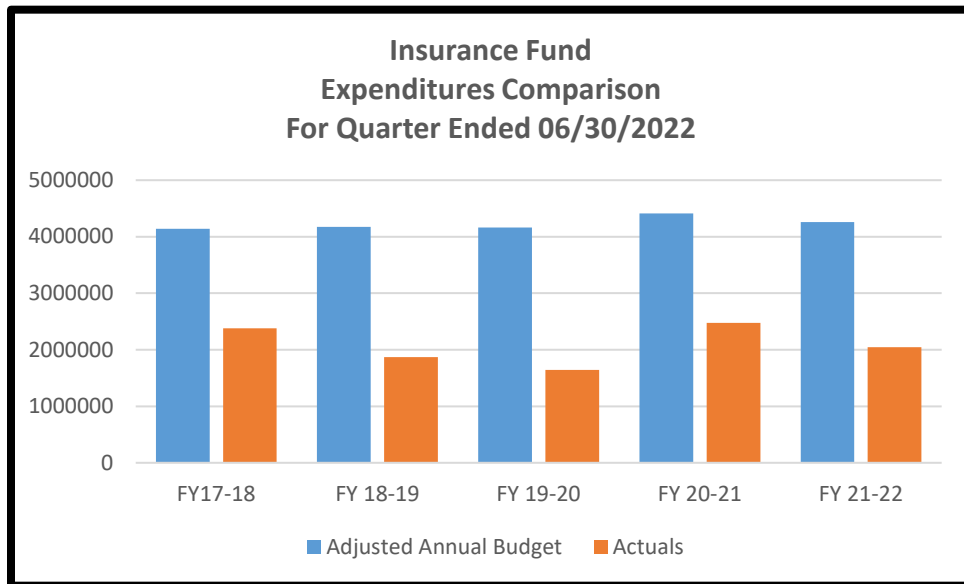
The City is self-insured for health care and revenues for this fund come from employer and employee contributions through payroll deductions and individual payments from retirees and those on COBRA. During the budget process, determinations are made to decide if the City needs to make additional contributions based on fund balance projections. In FY 21-22, there were slight increases in employer premiums, but these increases were not passed on to the employees. Due to the estimated fund balance, no additional contributions were budgeted.

Revenues are set by the City through employer and employee contributions, so the health of the fund depends on keeping claims at levels which can be supported by current contributions. For FY 21-22, revenues were estimated and budgeted at \$4,609,628 and expenditures were estimated and budgeted at \$4,261,441. Revenues are \$3,072,350 and trending lower than expected at 66.65%. Revenues are received by the Insurance Fund based on actual employees employed with the city and the employer contributions not sent throughout the year are then sent over at the end of the fiscal year. The fund normally ends with higher revenues than budgeted due to stop loss reimbursements not budgeted due to unknown revenues for this item. Prescription rebates are now included in the revenues rather than as a reduction to expenditures to allow for better tracking of this program.

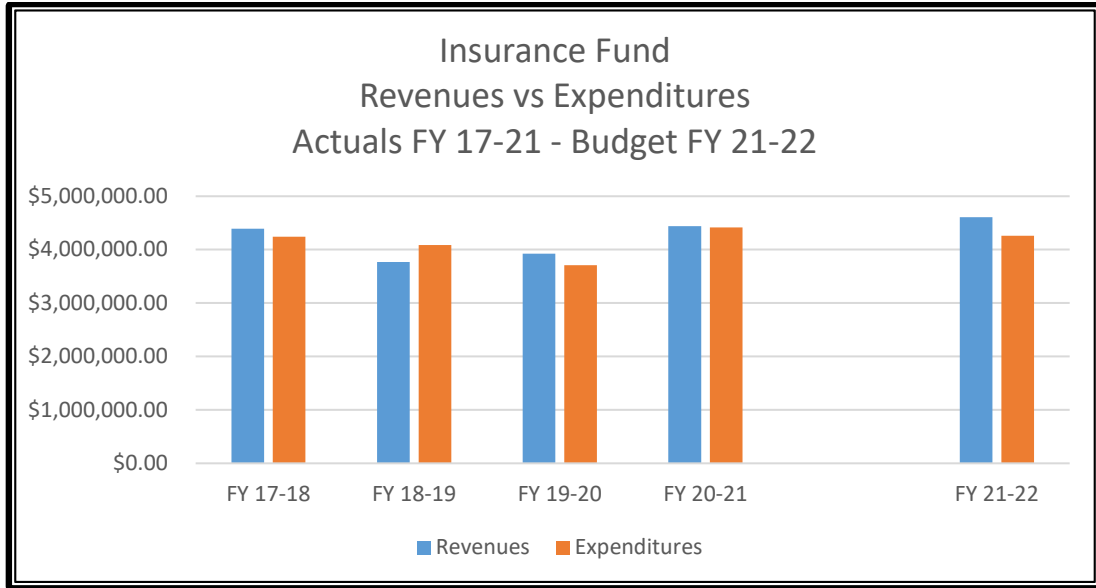
Expenditures currently are \$2,867,092 and trending slightly less than expected at 67.28%.



Revenues	FY17-18	FY 18-19	FY 19-20	FY 20-21	FY 21-22
Adjusted Annual Budget	\$3,526,496.00	\$3,406,489.00	\$3,618,707.00	\$4,441,302.00	\$4,609,628.00
Actuals	\$3,029,711.95	\$2,387,134.30	\$2,652,392.39	\$3,347,164.49	\$3,072,349.82
Actuals vs Budget	85.91%	70.08%	73.30%	75.36%	66.65%



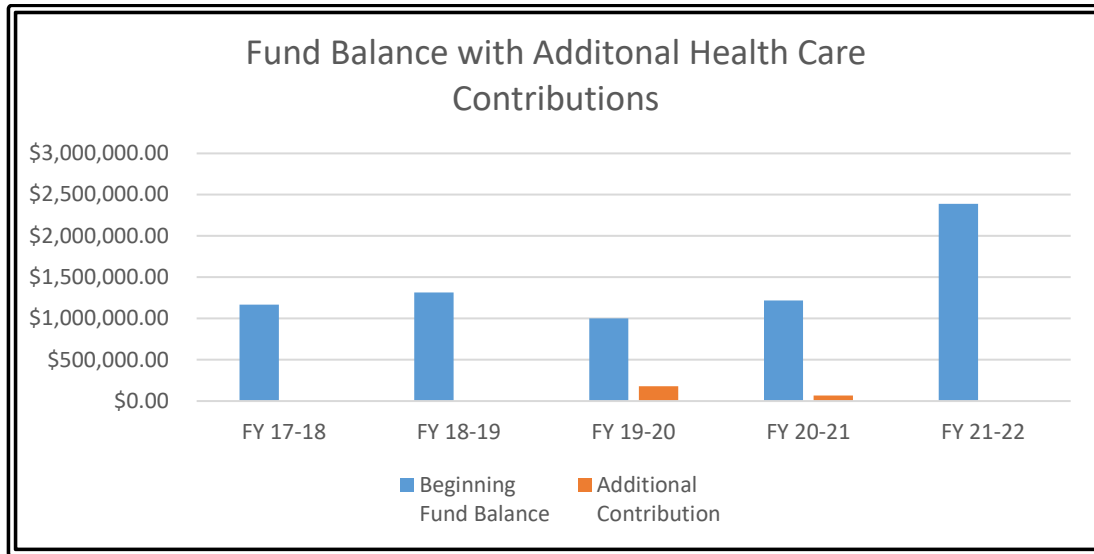
Expenditures	FY17-18	FY 18-19	FY 19-20	FY 20-21	FY 21-22
Adjusted Annual Budget	\$4,142,026.00	\$4,172,075.00	\$4,163,008.00	\$4,414,503.00	\$4,261,441.00
Actuals	\$3,260,752.63	\$2,929,612.63	\$2,633,581.94	\$2,747,923.43	\$2,867,091.68
Actuals vs Budget	78.72%	70.22%	63.26%	62.25%	67.28%



Insurance Fund

Fiscal Year	Actuals	
	Revenues	Expenditures
FY 17-18	\$4,392,469.48	\$4,243,947.73
FY 18-19	\$3,770,660.21	\$4,084,476.06
FY 19-20	\$3,925,944.21	\$3,709,893.55
FY 20-21	\$4,441,302.00	\$4,414,503.00
	Budget	
FY 21-22	\$4,609,628.00	\$4,261,441.00

The following chart depicts the beginning fund balances and the additional contributions that were made for the corresponding fiscal year.



Fund Balance with Additional Contributions

Fiscal Year	Beginning Fund Balance	Additional Contribution
FY 17-18	\$1,168,510.38	\$0.00
FY 18-19	\$1,317,032.13	\$0.00
FY 19-20	\$1,003,216.28	\$181,399.00
FY 20-21	\$1,219,266.94	\$68,005.00
FY 21-22	\$2,389,485.28	\$0.00

Overall Revenues

Overall, revenues for FY 21-22 from all sources are trending less than expected at 38.96%, due to grant funds not received as they are based on spending reimbursements. The total revenues include \$1,200,145.71 for the taxes accrued back to FY 20-21, but received in FY 21-22.

Overall, expenditures for FY 21-22 from all sources are trending better than expected at 32.72%. The total expenditures do not include encumbrances.

Overall, revenues over expenditures are positive at \$4,948,636.26.

Overall Revenues and Expenditures - All Sources
Quarter Ended June 30, 2022

Fund	Fund Name	Revenues			Expenditures		
		Current Budget	Actuals	Percentage	Current Budget	Actuals	Percentage
001	General Fund	\$20,835,608.00	\$17,443,228.40	83.72%	\$23,260,049.60	\$15,724,253.29	67.60%
002	Tourism Fund	639,850.00	434,786.10	67.95%	860,086.85	378,415.12	44.00%
005	PD State Seizure Fund	1,200.00	319,272.06	26606.01%	364,817.09	132,210.41	36.24%
009	Law Enforcement-PD	5,609.73	0.00	0.00%	5,609.73	0.00	0.00%
010	Law Enforcement Fire	2,656.00	0.00	0.00%	2,656.00	0.00	0.00%
011	GO Debt Service	1,705,625.04	1,607,814.68	94.27%	1,602,249.00	222,761.11	13.90%
012	UF Debt Service	1,730,093.00	1,297,612.67	75.00%	1,534,993.00	122,757.64	8.00%
016	PD Stonegarden Grant	249,900.00	94,367.16	37.76%	249,900.00	83,402.87	33.37%
017	PD Borderstar Grant	0.00	25,381.17	0.00%	0.00	34,930.87	0.00%
025	Building Security Fund	14,500.00	8,926.75	61.56%	0.00	0.00	0.00%
026	Golf Course Capital Maint	11,092.50	8,319.39	75.00%	20,000.00	16,220.00	81.10%
027	EMS Fund	14,504.00	6,141.00	42.34%	14,504.00	0.00	0.00%
028	PD Federal Seizure Fund	75.00	55.31	73.75%	30,000.00	5,000.00	16.67%
031	Muni Court Technology Fund	13,000.00	7,812.29	60.09%	8,900.00	8,916.30	100.18%
033	CO Series 2016-GF	100.00	16.42	16.42%	23,428.49	3,907.12	16.68%
051	Utility Fund	10,421,558.33	7,783,251.92	74.68%	10,481,076.72	7,506,223.78	71.62%
054	UF Capital Projects	492,991.80	364,877.22	74.01%	259,361.80	116,132.45	44.78%
055	Stormwater Drainage	401,000.00	305,276.60	76.13%	112,200.00	83,250.00	74.20%
059	Homeland Security Grant	0.00	33,156.65	0.00%	248,696.03	121,056.65	48.68%
062	CO Series 2005-UF	0.00	0.00	0.00%	50,468.89	0.00	0.00%
066	CO Series 2011-UF	21,790.47	16,324.50	74.92%	175,185.00	138,218.84	78.90%
067	CO Series 2013-GF Streets	0.00	0.00	0.00%	29,017.21	21,762.90	75.00%
068	CO Series 2013-Drainage	2,100.00	1,374.49	65.45%	1,176,109.00	716,563.95	60.93%
084	DEAAG Grant	0.00	0.00	0.00%	400,000.00	300,000.00	75.00%
086	TX CDBG Grant 7218269	2,534.20	2,534.20	100.00%	4,470.33	4,470.33	100.00%
087	Solid Waste Capital Projects	575,200.00	437,333.38	76.03%	908,660.16	581,226.87	63.97%
090	Landfill Closure	369,164.12	275,867.81	74.73%	200,000.00	32,300.57	16.15%
091	GF Capital Projects	1,228.49	307.12	25.00%	0.00	0.00	0.00%
092	Street Fund	1,075,373.21	790,432.42	73.50%	1,046,356.00	533,735.67	51.01%
093	Park Maintenance	50,000.00	18,750.00	37.50%	79,174.00	28,320.00	35.77%
094	Texas Parks & Wildlife	265,968.00	1,000.00	0.38%	272,041.56	28,484.10	10.47%
095	National Trust for Hist Pres	0.00	0.00	0.00%	5,000.00	3,750.00	75.00%
098	Economic Development	376,000.00	207,261.08	55.12%	360,000.00	247,602.61	68.78%
100	Transportation Set Aside	774,520.00	0.00	0.00%	852,122.00	0.00	0.00%
101	TX CDBG Main St Grant	350,000.00	212,112.55	60.60%	350,000.00	227,922.30	65.12%
105	Vehicle Replacement-PD	10,000.00	7,500.00	75.00%	0.00	0.00	0.00%
106	Vehicle Replacement PW	10,000.00	7,500.00	75.00%	0.00	0.00	0.00%
108	Patrick Leahy Bulletproof	19,170.00	7,188.75	37.50%	19,170.00	0.00	0.00%
110	KV PD Enhancement	0.00	20,655.54	0.00%	41,311.08	41,311.08	100.00%
113	Citywide WW Coll System	7,366,778.00	495,720.30	6.73%	7,366,778.00	440,469.36	5.98%
114	SWB Rural & Tribal Grant	61,075.93	0.00	0.00%	61,075.93	0.00	0.00%
115	Tax Notes Series 2021	0.00	0.00	0.00%	1,043,281.20	54,515.00	5.23%
116	Drainage MP Loc 7-#40135	1,356,000.00	34,176.34	2.52%	1,384,103.00	22,944.35	1.66%
117	Drainage MP Loc 1-#40142	1,356,000.00	34,882.06	2.57%	1,384,103.00	18,587.05	1.34%
118	Drainage MP Loc 3-#40143	1,456,000.00	40,162.26	2.76%	1,483,567.00	19,958.20	1.35%
119	Drainage MP Loc 4-#40144	1,856,000.00	62,324.86	3.36%	1,877,998.00	23,460.00	1.25%
120	Property Tax Reserve	79,885.00	80,715.45	101.04%	0.00	0.00	0.00%
121	GF ARP SL Fiscal Recovery	2,776,000.00	3,099.21	0.11%	1,694,283.80	946,884.78	55.89%
122	GLO Hurr Harvey Mitigation	36,678,716.00	2,278,705.05	6.21%	36,678,716.00	2,003,614.80	5.46%
123	EDC Grant Program	500,000.00	375,000.00	75.00%	500,000.00	0.00	0.00%
124	Ed Rachal Foundation Grant	21,000.00	0.00	0.00%	21,000.00	0.00	0.00%
125	UF ARP SL Fiscal Recovery	2,776,000.00	3,099.21	0.11%	2,697,479.00	478,169.67	17.73%
126	GF Tax Notes Series 2022	1,477,722.00	1,347,207.50	91.17%	1,477,722.00	925,922.70	62.66%
127	UF Tax Notes Series 2022	713,304.00	687,692.00	96.41%	713,304.00	105,119.00	14.74%
138	Self Insurance	4,609,628.00	3,072,349.82	66.65%	4,261,441.00	2,867,091.68	67.28%
202	Tourism - Façade Grant	0.00	0.00	0.00%	55,380.00	10,965.19	19.80%
203	JK Northway EDA Fund	0.00	0.00	0.00%	557,000.00	0.00	0.00%
205	Tourism ARP S&L Fis Rec	173,544.00	173,544.00	100.00%	89,946.00	16,550.00	18.40%
207	CJD BWC Grant	163,706.66	30,649.84	18.72%	163,706.66	117,770.66	71.94%
	Revenue Fund Totals	\$103,863,771.48	\$40,465,765.53	38.96%	\$108,558,498.13	\$35,517,129.27	32.72%

Note: Revenues include taxes accrued back of \$1,200,145.71

Note: Actuals do not include encumbrances

Revenue Budget Amendments

REVENUES BUDGET AMENDMENTS	
Expenditures:	
Original Budget	102,610,459.72
Current Budget	103,863,771.48
Budget Amendment	<u>1,253,311.76</u>

Ord. No.	Amendment Description	Amount
General Fund - 001		
2021-82	Park Donations-Rec Prog & Special Events	4513-58003 \$ 9,900.00
2022-13	Park Donations-Scoreboard Sponsorship	4513-58003 \$ 20,000.00
2022-15	Softball League Donations	4514-58003 \$ 11,600.00
2022-19	Softball League Donations for Supplies	4514-58003 \$ 1,700.00
2022-34	Donation for Rec Prog & League Sponsor	4513-58003 \$ 3,700.00
2022-34	Donation for Rec Prog & League Sponsor	4514-58003 \$ 400.00
2022-37	Donation from Other's First-FF Equip	2200-72030 \$ 500.00
2022-39	Donation-Task Force-Health Fam Events	4513-58003 \$ 2,500.00
2022-46	Donation-County-GC Greens Renovation	4502-58002 \$ 129,760.00
2022-54	Donation-Brookshire-Youth Camp/Lighting	4513-58003 \$ 8,450.00
2022-61	Donations-Pony League Travel	4514-58003 \$ 6,750.00
	Total General Fund 001	<u>\$ 195,260.00</u>
Tourism Fund - 002		
2022-14	Donations-Promotional Items	1070-72030 \$ 1,200.00
	Total Tourism Fund 002	<u>\$ 1,200.00</u>
Law Enforcement Off Stand - 009		
2022-17	Grant-Training	2100-72010 \$ 2,609.73
	Total Law Enforce Off Stand Fund 009	<u>\$ 2,609.73</u>
GO Debt Service Fund - 011		
2022-45	Transfer From Fund 087	0000-75050 \$ 38,529.04
	Total GO Debt Service Fund 011	<u>\$ 38,529.04</u>
PD Stonegarden - 016		
2022-16	Grant-Overtime, Minor Equip & Fues	2022-16 \$ 159,900.00
	Total PD Stonegarden Fund 016	<u>\$ 159,900.00</u>
EMS Fund - 027		
2022-08	Grant-Medical Equip & Supplies	2200-72010 \$ 8,363.00
2022-25	Grant-Medical Equip & Supplies	2200-72010 \$ 6,141.00
	Total EMS Fund 027	<u>\$ 14,504.00</u>

Revenue Budget Amendments – (cont’d)

Ord. No.	Amendment Description		Amount
<u>Utility Fund - 051</u>			
2021-80	Fund Shortage Transfer	0000-75084	\$ 400,000.00
2022-57	Close Out Fund 086	0000-75086	\$ 645.33
	Total Utility Fund 051		<u>\$ 400,645.33</u>
<u>Utility Fund Capital Projects - 054</u>			
2021-80	Fund Shortage Transfer	0000-75051	\$ 40,478.80
2022-02	Emergency WW Line Repair	0000-75010	\$ 10,575.00
2022-57	Close Out Fund 086	0000-75086	\$ 3,825.00
	Total Utility Fund Capital Projects Fund 054		<u>\$ 54,878.80</u>
<u>TX CDBG Grant #7218269 - 086</u>			
2022-57	Close out Fund 086	7000-72010	\$ 2,534.20
	Total TX CDBG Grant #7218269 Fund 086		<u>\$ 2,534.20</u>
<u>Park Maintenance Fund - 093</u>			
2022-54	Donation-Brookshire-Youth Camp/Lighting	4503-58003	\$ 25,000.00
	Total Park Maintenance Fund 093		<u>\$ 25,000.00</u>
<u>Ed Rachal Foundation - 124</u>			
2022-59	Foundation Grant	0000-72037	\$ 21,000.00
	Total Ed Rachal Foundation Fund 124		<u>\$ 21,000.00</u>
<u>Tourism ARP Funding - 205</u>			
2022-05	Tourism Revenue Replacement	2022-05	\$ 173,544.00
	Total Tourism ARP Funding Fund 205		<u>\$ 173,544.00</u>
<u>PD Body Worn Camera Grant - 207</u>			
2022-05	State Grant	2022-23	\$ 122,599.36
2022-05	Transfer From ARP Funds	0000-75121	\$ 30,649.84
2022-36	Transfer From ARP Funds	0000-75121	\$ 10,457.46
	Total Tourism ARP Funding Fund 205		<u>\$ 163,706.66</u>
	Total Revenues Budget Amendments		<u>\$ 1,253,311.76</u>

Expenditure Budget Amendments

EXPENDITURES BUDGET AMENDMENTS			
Expenditures:			
	Original Budget		103,196,539.96
	Current Budget		108,558,498.13
	Budget Amendment		5,361,958.17
Ord. No.	Amendment Description		Amount
General Fund - 001			
2021-78	Purchase Order Carry Over	1000-31400	\$ 43,000.00
2021-78	Purchase Order Carry Over	1030-21700	\$ 10,350.00
2021-78	Purchase Order Carry Over	1030-31400	\$ 4,000.00
2021-78	Purchase Order Carry Over	1703-21700	\$ 991.00
2021-78	Purchase Order Carry Over	1801-22600	\$ 1,076.71
2021-78	Purchase Order Carry Over	1801-31410	\$ 2,430.03
2021-78	Purchase Order Carry Over	2102-21100	\$ 729.95
2021-78	Purchase Order Carry Over	2102-41100	\$ 900.00
2021-78	Purchase Order Carry Over	2102-41400	\$ 240.00
2021-78	Purchase Order Carry Over	2104-31400	\$ 630.00
2021-78	Purchase Order Carry Over	2106-21200	\$ 460.95
2021-78	Purchase Order Carry Over	2200-21700	\$ 231.16
2021-78	Purchase Order Carry Over	4400-21700	\$ 1,982.00
2021-78	Purchase Order Carry Over	4501-21700	\$ 991.00
2021-78	Purchase Order Carry Over	4503-59100	\$ 14,690.00
2021-78	Purchase Order Carry Over	4513-31499	\$ 3,084.74
2021-82	Donations-Recreational Programs	4513-31499	\$ 4,900.00
2021-82	Donations-Special Events	4513-31441	\$ 5,500.00
2022-15	League Donations-Uniforms	4514-21200	\$ 6,000.00
2022-15	League Donations-Minor Equipment	4514-21700	\$ 5,600.00
2022-18	Demo Costs	1603-34502	\$ 38,000.00
2022-19	League Donations-Supplies	4514-2100	\$ 1,700.00
2022-32	Scoreboard Sponsorship	4513-59121	\$ 20,000.00
2022-34	Recreational Programs	4513-31499	\$ 3,700.00
2022-34	League Uniforms	4514-21200	\$ 400.00
2022-37	Donation-FFEquipment	2200-21700	\$ 500.00
2022-38	Increase in Motor Gas & Oil	4503-21500	\$ 8,500.00
2022-39	Donation-Task Force-Healthy Family Events	4513-31499	\$ 2,500.00
2022-46	Golf Course Greens Project	4502-71215	\$ 259,520.00
2022-47	Increase in Motor Gas & Oil	4502-21500	\$ 6,000.00
2022-50	Increase in SW Division Costs	1702-11200	\$ 45,137.00
2022-50	Increase in SW Division Costs	1702-21500	\$ 38,948.00
2022-50	Increase in SW Division Costs	1702-31400	\$ 8,000.00
2022-50	Increase in SW Division Costs	1702-41100	\$ 43,000.00
2022-50	Increase in SW Division Costs	1703-11200	\$ 14,902.00
2022-50	Increase in SW Division Costs	1703-21500	\$ 33,781.00
2022-51	Increase in PD Divison Costs	2102-11200	\$ 88,196.57
2022-51	Increase in PD Divison Costs	2103-11200	\$ 25,443.42
2022-51	Increase in PD Divison Costs	2104-11200	\$ 7,608.89
2022-51	Increase in PD Divison Costs	2102-41100	\$ 15,889.68
2022-54	Donation-Youth Camps & Ballfield Lighting	4513-31499	\$ 8,450.00
2022-56	Cost Overruns-Planning Department	1601-64100	\$ 5,981.00
2022-56	Cost Overruns-Planning Department	1602-21500	\$ 1,300.00
2022-56	Cost Overruns-Planning Department	1602-64100	\$ 1,426.00
2022-58	Cost Overruns-Fire Department	2200-21500	\$ 10,500.00
2022-60	Cost Overruns-Police Department	2102-21500	\$ 43,000.00
2022-60	Cost Overruns-Police Department	2102-11206	\$ 6,000.00
2022-61	Donation-Pony League Travel	4514-31400	\$ 6,750.00
2022-62	Additional Funding-Utilities at Golf Course	4502-32300	\$ 28,000.00
Total General Fund 001			\$ 880,921.10

Expenditure Budget Amendments – (con’t)

Ord. No.	Amendment Description		Amount
<u>Tourism Fund - 002</u>			
2021-78	Purchase Order Carry Over	1071-21700	\$ 991.00
2022-14	Donation-Air Show Promotional Items	1071-23200	\$ 1,200.00
2022-41	JK Northway Parking Lot	1071-59100	\$ 158,998.00
Total Tourism Fund 002			<u>\$ 161,189.00</u>
<u>PD Seizure Fund - 005</u>			
2021-78	Purchase Order Carry Over	2100-31400	\$ 8,474.12
Total PD Seizure Fund 005			<u>\$ 8,474.12</u>
<u>Law Enforcement Off Stand - 009</u>			
2022-17	Grant-Training Costs	2100-31600	\$ 2,609.73
Total Law Enforce Off Stand Fund 009			<u>\$ 2,609.73</u>
<u>PD Stonegarden - 016</u>			
2022-16	Grant-Overtime	2100-11226	\$ 96,295.02
2022-16	Grant-TMRS Benefit	2100-11427	\$ 8,358.00
2022-16	Grant-FICA Benefit	2100-11527	\$ 7,366.98
2022-16	Grant-Minor Equipment	2100-21700	\$ 36,000.00
2022-16	Grant-Fuel	2100-21501	\$ 11,880.00
Total PD Stonegarden Fund 016			<u>\$ 159,900.00</u>
<u>EMS Fund - 027</u>			
2022-08	Grant-Medical Equipment & Supplies	2200-22400	\$ 8,363.00
2022-25	Grant-Medical Equipment & Supplies	2200-22400	\$ 6,141.00
Total EMS Fund 027			<u>\$ 14,504.00</u>
<u>CO Series 2016 Fund - 033</u>			
2022-52	Landscape Architecture Svc-Chamberlain Park	1030-31400	\$ 7,200.00
2022-55	Downtown Planter Boxes	1030-71216	\$ 15,000.00
Total CO Series 2016 Fund 033			<u>\$ 22,200.00</u>

Expenditure Budget Amendments – (con’t)

Ord. No.	Amendment Description		Amount
<u>Utility Fund - 051</u>			
2021-78	Purchase Order Carry Over	6002-31400	\$ 3,657.66
2021-78	Purchase Order Carry Over	6201-22800	\$ 12,106.50
2021-78	Purchase Order Carry Over	6201-31400	\$ 1,500.00
2021-78	Purchase Order Carry Over	6201-54200	\$ 10,967.44
2021-78	Purchase Order Carry Over	7001-21400	\$ 8,575.00
2021-78	Purchase Order Carry Over	7001-31400	\$ 9,150.00
2021-78	Purchase Order Carry Over	7001-54300	\$ 3,452.00
2021-78	Purchase Order Carry Over	7002-31400	\$ 4,240.00
2021-78	Purchase Order Carry Over	7002-54300	\$ 27,971.32
2021-78	Purchase Order Carry Over	7003-31400	\$ 5,510.00
2021-78	Purchase Order Carry Over	7003-54300	\$ 2,345.00
2021-79	Emergency Repairs to Water Well #21	6002-54300	\$ 191,714.00
2021-80	Transfer to cover Fund 054 shortage	6900-80054	\$ 40,478.80
2022-02	Emergency WW Line Repair	6900-80054	\$ 10,575.00
2022-44	Credit Card Fees	6201-34200	\$ 25,000.00
2022-64	Cost Overruns- Engineering Department	8000-21500	\$ 500.00
2022-64	Cost Overruns- Engineering Department	8000-31500	\$ 500.00
2022-64	Cost Overruns- Engineering Department	8000-41100	\$ 300.00
Total Utility Fund 051			<u>\$ 358,542.72</u>
<u>Utility Fund Capital Projects - 054</u>			
2021-78	Purchase Order Carry Over	6002-72100	\$ 18,812.80
2022-02	Emergency WW Line Repair	7003-54300	\$ 10,575.00
2022-49	Water Well #23 Repairs	6002-54300	\$ 120,645.00
Total Utility Fund Capital Projects Fund 054			<u>\$ 150,032.80</u>
<u>Homeland Security - 059</u>			
2022-07	Grant-Police Equipment	2100-71200	\$ 248,696.03
Total Homeland Security Grant Fund 059			<u>\$ 248,696.03</u>
<u>CO Series 2013 - 068</u>			
2022-43	SW Manhole Rehabilitation	3050-53100	\$ 59,845.00
Total CO Series 2013 Fund 068			<u>\$ 59,845.00</u>
<u>DEAAG Grant - 084</u>			
2021-80	Transfer uncommitted funds back to org fund	6900-80051	\$ 400,000.00
Total DEAAG Grant Fund 084			<u>\$ 400,000.00</u>
<u>TX CDBG Grant #7218269 - 086</u>			
2022-57	Close Out Fund 086	6900-80051	\$ 645.33
2022-57	Close Out Fund 086	6900-80054	\$ 3,825.00
Total TX CDBG Grant #7218269 Fund 086			<u>\$ 4,470.33</u>

Expenditure Budget Amendments – (con’t)

Ord. No.	Amendment Description		Amount
<u>Solid Waste Capital Projects Fund - 087</u>			
2021-78	Purchase Order Carry Over	1702-22000	\$ 21,693.00
2022-45	Transfer to Fund 011-2021 & 2022 Tax Note Pymt	6900-80011	\$ 38,529.04
2022-48	Garbage Trucks Repairs	1702-41100	\$ 55,408.00
Total SW Capital Projects Fund 087			<u>\$ 115,630.04</u>
<u>Park Maintenance Fund - 093</u>			
2022-54	Donation-Youth Camp & Ballfield Lighting	4503-71228	\$ 25,000.00
Total Park Maintenance Fund 093			<u>\$ 25,000.00</u>
<u>Texas Parks & Wildlife Grant Fund - 094</u>			
2021-78	Purchase Order Carry Over	4503-59100	\$ 6,073.56
Total TX Parks & Wildlife Grant Fund 094			<u>\$ 6,073.56</u>
<u>Kingsville PD Enhancement BWC Fund - 110</u>			
2021-78	Purchase Order Carry Over	2100-21700	\$ 41,311.08
Total KV PD Enhancement BWC Fund 110			<u>\$ 41,311.08</u>
<u>Tax Notes Series 2021 Fund - 115</u>			
2021-78	Purchase Order Carry Over	1702-71200	\$ 754,857.20
2021-78	Purchase Order Carry Over	2102-71100	\$ 218,102.00
2021-78	Purchase Order Carry Over	2200-71100	\$ 70,322.00
Total Tax Notes Series 2021 Fund 115			<u>\$ 1,043,281.20</u>
<u>GF ARP SL Fiscal Recovery Fund - 121</u>			
2021-83	Broadband Feasibility Study	1030-31400	\$ 49,950.00
2022-03	Tasers	2102-21700	\$ 114,210.06
2022-03	New Dispatch Station	2103-22600	\$ 33,780.72
2022-10	Parks Revenue Replacement Projects	4503-59100	\$ 92,753.00
2022-11	Golf Course Equipment	4502-71200	\$ 224,141.53
2022-21	Roof Replacement-PD	2101-71300	\$ 77,214.19
2022-23	BWC Grant Match	6900-80207	\$ 30,649.84
2022-24	Jet Engine Training Program	1030-31400	\$ 150,000.00
2022-29	Fire Vehicle Maintenance	2200-41100	\$ 67,000.00
2022-31	Golf Course Project	4502-71215	\$ 53,688.00
2022-36	Transfer to Fund 207-Cash Match	6900-80207	\$ 10,457.46
2022-42	DKP Parking Lot Studay and Phase 1 Buildout	4503-59100	\$ 150,000.00
Total GF ARP SL Fiscal Recovery Fund 121			<u>\$ 1,053,844.80</u>
<u>Ed Rachal Foundation - 124</u>			
2022-59	Donation-Minor PD Equipment	2102-21700	\$ 21,000.00
Total Ed Rachal Foundation Fund 124			<u>\$ 21,000.00</u>

Expenditure Budget Amendments – (con’t)

Ord. No.	Amendment Description		Amount
<u>UF ARP Funding - 125</u>			
2022-20	Emergency Sewer Line Repairs	7001-55100	\$ 275,400.00
	Total UF ARP Funding Fund 125		<u>\$ 275,400.00</u>
<u>Façade Grant Fund - 202</u>			
2021-81	Façade Grant applications received	2021-81	\$ 55,380.00
	Total Façade Grant Fund 202		<u>\$ 55,380.00</u>
<u>Tourism ARP Funding - 205</u>			
2022-05	ARP Funding-Air Show	1071-31431	\$ 25,000.00
2022-05	ARP Funding-Wayfinding Signs	1071-52201	\$ 33,000.00
2022-35	Train Depot Painting	1071-51100	\$ 12,500.00
2022-40	Office Furniture	1071-21700	\$ 10,800.00
2022-53	Promotional Items-Photo Frame	1071-23200	\$ 8,646.00
	Total ARP Funding Fund 205		<u>\$ 89,946.00</u>
<u>PD Body Worn Camera Grant - 207</u>			
2022-23	Grant Exp - Machinery & Equipment	2100-71200	\$ 153,249.20
2022-36	BW Camera Hardware & Software	2100-71200	\$ 10,457.46
	Total BW Camera Grant Fund 207		<u>\$ 163,706.66</u>
	Total Expenditures Budget Amendments		<u>\$ 5,361,958.17</u>

Accounts Receivable

There are several categories of accounts receivable to notate and include the following:

- Property Taxes – the County Tax Assessor collects property taxes and submits payments to the City. As of the end of the third quarter, June 30, 2022, delinquent property taxes (20700) were \$870,865.87. There is a corresponding allowance for uncollectible accounts (21920) in the amount of \$425,339.60 leaving an anticipated collection of \$445,526.27. Linebarger is the collection agency that collects on this receivable.
- Ambulance Services – billings sent out go directly to this receivable, while collections are booked to revenue. There are large adjustments to this receivable throughout the year due to medical provider discounts. As of June 30, 2022, the receivable (21200) was \$6,754,731.40. There is a corresponding \$6,661,398.63 allowance (21900) for uncollectible accounts leaving an anticipated collection amount of \$93,332.77. We have contracted with a company to provide collection services.
- Sanitation Service – this is for garbage sales for both residential and commercial accounts. As of June 30, 2022, this receivable (21301) was \$458,916.35. There is

a corresponding allowance for uncollectible accounts (21910) in the amount of \$430,321.14 leaving an anticipated collection amount of \$28,595.21. These accounts have been sent to the collection services company.

- Liens – these receivables come about when the City has to perform work for code enforcement violations. When the homeowner does not pay their bill, the only means to collect this obligation is to file a lien against the property. It usually stays unpaid until the property is sold and it becomes part of the property settlement. Linebarger is used for collection services. As of June 30, 2022, the following balances existed:
 - Demolition Liens (51001) \$173,120.69
 - Paving Liens (51002) \$1,317.80
 - Abatement of Noxious Matter (51003) \$117,768.13
 - Weed Liens (51004) \$502,737.15
 - Total of Liens \$794,943.77

There is a corresponding allowance for uncollectible accounts (22105) in the amount of \$713,953.76 leaving an anticipated collection amount of \$80,990.01. Allowance accounts will be recalculated during the audit.

- Water Accounts – this is for water service for both residential and commercial customers. As of June 30, 2022, this receivable (21500 & 21505) was \$885,880.01.
- Sewer Accounts – this is for sewer service for both residential and commercial customers. As of June 30, 2022, this receivable (21601) was \$666,554.13. There is a corresponding allowance for uncollectible accounts (22100) of \$946,689.90 for both water and sewer accounts receivable leaving an anticipated collection of \$605,744.24.

The new collection services company will be used for these receivables.

Budgeted Capital Outlay Status

Department	Description	Approved Budget	Actual Costs	Status
General Fund 001				
Planning	Review & Production of Master Plan 001-5-1601-31400	\$25,000		Not completed
Facilities	Police Small Conference 001-5-1805-71300	\$5,000		Completed
Police	License Plate Reader System 001-5-2104-71100	\$10,665		Completed
Tourism	Train Depot Improvements 002-5-1071-59100	\$29,282		Completed
Tourism	Train Depot AC Repairs	\$11,000	\$15,626	Completed
Tourism	Visitor Center Parking Lot 002-5-1071-71300	\$150,000		Not started Will be rolled over to next FY

Department	Description	Approved Budget	Actual Costs	Status
Utility Fund 051				
Engineering	R121 Data Receiver 051-5-8000-71200	\$20,663	\$20,412.77	Completed
CO Series 2011 Fund 066				
Water Construction	(3) ½ Ton Trucks 066-5-6001-71100	\$74,497	\$73,733.25	Received
Water Production	Ford F250 Crew Cab 066-5-6002-71100	\$32,474	\$31,232.25	Ordered-Encumbered
Water Production	Ford F150 Crew Cab 066-5-6002-71100	\$29,362	\$29,848.75	Received
WW North Plant	John Deere Skid Steer 066-5-7001-71100	\$38,852	\$34,636.84	Received
Parks Maintenance Fund 093				
Parks	Posts & Cables for all City Parks 093-5-4503-59100	\$12,674		Not started May be used for another project
UF ARP Fund 125				
WW North Plant	Turbo Blower 125-5-7001-54300	\$650,000		Placeholder
WW North Plant	Headworks Grit System 125-5-7001-54300	\$600,000		Placeholder
WW North Plant	Turbo Sulzer Blower 125-5-7001-54300	\$450,000		Placeholder
WW North Plant	Grit System Overflow 125-5-7002-54300	\$634,089		Placeholder
WW North Plant	Centrisys Mobile Centrifuge 125-5-7002-54300	\$69,700	\$69,700	Completed
GF Tax Note Series 2022 Fund 126				
Planning	Ford F250 Reg Cab 126-5-1602-71100	\$25,639	\$29,685.75	Ordered-Encumbered
Landfill	Wheeled Trash Compactor 126-5-1702-71200	\$485,382	\$485,382	Received
Police	(3) Police Vehicles 126-5-2102-71100	\$193,199	\$102,870	Received
Streets	Pneumatic Roller 126-5-3050-71200	\$103,727	\$101,549	Ordered-Encumbered
Streets	Skid Steer 126-5-3050-71200	\$55,000	\$43,234	Received
Streets	Excavator 126-5-3050-71200	\$412,533	\$225,067.24	Ordered-Encumbered

Department	Description	Approved Budget	Actual Costs	Status
UF Tax Note Series 2022 Fund 127				
Water Construction	Vacuum Excavator 127-5-6001-71200	\$70,959	\$69,156	Received
Water Construction	Mini Excavator 127-5-6001-71200	\$42,981	\$35,963	Received
Grounds Maintenance	Slope Mower Arm Assembly/Rotary Deck Repair 127-5-6101-71200	\$85,165		Out for Repair
Sewer Construction	Vactor Truck	\$416,575	\$416,575	Received

Interdepartmental Transfers

Resolution 2016-62 allows transfers between departments in the same fund without Commission approval as long as those transfers do not increase a department’s appropriation by more than 10%. Interdepartmental transfers above 10% must be documented and provided to Commissioners on a quarterly basis through the Quarterly Budget Report. There are currently no transfers that meet this requirement.

Intradepartmental Transfers

Resolution 2016-62 allows intradepartmental transfers between account codes within a department, or between departments, but requires transfers greater than \$5,000 to be documented and provided to Commissions on a quarterly basis through the Quarterly Budget Report.

Budget Transfers Over \$5,000 - April 1, 2002 through June 30, 2022

Transfer From			Transfer To		
Account No.	Account Name	Amount	Account No.	Account Name	Amount
GLPKT49636-BA0003954					
001-5-1702-11600	Health Insurance	(30,000.00)	001-5-1000-11600	Health Insurance	31,895.00
001-5-2200-11600	Health Insurance	(10,208.25)	001-5-1100-11600	Health Insurance	2,607.56
			001-5-1803-11600	Health Insurance	5,628.69
			001-5-4513-11600	Health Insurance	77.00
		<u>(40,208.25)</u>			<u>40,208.25</u>
To adjust health care budget for various departments					
GLPKT50515-BA0003987					
001-5-1030-21700	Minor Equipment	(1,750.00)	001-5-1030-11601	Health-Retirees	3,489.00
001-5-1030-31400	Professional Services	(150.00)	001-5-1030-21100	Supplies	300.00
001-5-1030-31500	Printing & Publishing	(2,000.00)	001-5-1030-31441	Special Events	14,132.00
001-5-1030-31800	Equipment Rent	(2,400.00)	001-5-1030-32300	Utilities	142.00
001-5-1030-32301	Utilities-La Posada	(150.00)	001-5-1030-34100	Collection-Tax Office	52.00
001-5-1030-33501	Insurance-Property	(9,378.00)	001-5-1030-64100	Operating Lease	4,050.00
001-5-1030-31300	Postage & Freight	(5,326.00)			
001-5-1030-31401	Prof Serv-Appraisal Dist	<u>(1,011.00)</u>			
		<u>(22,165.00)</u>			<u>22,165.00</u>

To cover negative EA estimates and provide funding for the placing flags downtown

Budget Transfers Over \$5,000 - April 1, 2002 through June 30, 2022

Transfer From			Transfer To		
Account No.	Account Name	Amount	Account No.	Account Name	Amount
GLPKT49463-BA0003948					
001-5-1100-12900	Safety Incentive	(5,200.00)	001-5-1100-32500	Medical Treatment	4,000.00
			001-5-1100-11200	Overtime	1,200.00
		<u>(5,200.00)</u>			<u>5,200.00</u>
To cover estimated costs for the remainder of the fiscal year.					
GLPKT50510-BA0003984					
001-5-1601-11100	Salaries	(512.94)	001-5-1601-11700	Workers Comp	106.08
001-5-1601-31500	Printing & Publishing	(1,000.00)	001-5-1601-12200	Certification Pay	406.86
001-5-1601-31700	Memberships	(1,159.00)	001-5-1601-21700	Minor Equipment	200.00
001-5-1601-31400	Professional Services	(4,184.23)	001-5-1601-31100	Communications	96.00
			001-5-1601-64100	Operating Lease	6,047.23
		<u>(6,856.17)</u>			<u>6,856.17</u>
To cover estimated costs for the remainder of the fiscal year.					
GLPKT50506-BA0003981					
001-5-1702-11100	Salaries	(13,500.00)	001-5-1702-11200	Overtime	13,500.00
001-5-1702-31600	Training & Travel	(1,200.00)	001-5-1702-21100	Supplies	400.00
			001-5-1702-21700	Minor Equipment	796.00
			001-5-1702-41600	Maint-Rollouts	4.00
		<u>(14,700.00)</u>			<u>14,700.00</u>
To cover estimated costs for the remainder of the fiscal year.					
GLPKT50505-BA0003980					
001-5-1702-11100	Salaries	(4,131.00)	001-5-1702-11400	Retirement	6,670.00
001-5-1702-21200	Uniforms	(963.00)	001-5-1702-11500	FICA	3,343.00
001-5-1702-22400	Medical Supplies	(100.00)	001-5-1702-11700	Workers Comp	3,987.00
001-5-1702-95000	Bad Debt	(11,043.00)	001-5-1702-12200	Certification Pay	2,237.00
		<u>(16,237.00)</u>			<u>16,237.00</u>
To cover estimated costs for the remainder of the fiscal year.					
GLPKT50503-BA0003979					
001-5-1703-21200	Uniforms	(200.00)	001-5-1703-31900	Catering	200.00
001-5-1703-414	Equipment Maint	(5,600.00)	001-5-1703-41100	Vehicle Maint	5,600.00
		<u>(5,800.00)</u>			<u>5,800.00</u>
To cover estimated costs for the remainder of the fiscal year.					
GLPKT50500-BA0003977					
001-5-1801-64100	Operating Lease	(2,845.00)	001-5-1801-11100	Salaries	5,554.97
001-5-1801-11200	Overtime	(2,100.00)	001-5-1801-11600	Group Health	1,065.00
001-5-1801-11301	Longevity	(583.91)	001-5-1801-11700	Workers Comp	27.00
001-5-1801-11400	Retirement	(789.56)	001-5-1801-31100	Communications	1,208.00
001-5-1801-11800	Unemployment	(990.17)	001-5-1801-31400	Professional Services	267.00
001-5-1801-31640	Training & Tvl-Finance	(391.33)	001-5-1801-31427	Prof Svc-Acutarial	750.00
001-5-1801-31641	Train & Tvl-Purchasing	(657.00)			
001-5-1801-31700	Memberships	(515.00)			
		<u>(8,871.97)</u>			<u>8,871.97</u>
To cover estimated costs for the remainder of the fiscal year.					

Budget Transfers Over \$5,000 - April 1, 2002 through June 30, 2022

Transfer From			Transfer To		
Account No.	Account Name	Amount	Account No.	Account Name	Amount
GLPKT50551-BA0004002					
001-5-1805-51102	Building Maint	(11,750.00)	001-5-1805-21500	Motor Gas & Oil	1,194.00
001-5-1805-59100	Grounds & Perm Fixtures	(5,000.00)	001-5-1805-31102	Communications Mun Bld	738.00
001-5-1805-21100	Supplies	(589.00)	001-5-1805-31400	Professional Services	1,230.00
001-5-1805-21200	Uniforms	(671.00)	001-5-1805-31425	Prof Services-GPS	32.00
			001-5-1805-32302	Utilities Mun Bldg	747.00
			001-5-1805-32303	Utilities City Hall	5,598.00
			001-5-1805-32400	Laundry	321.00
			001-5-1805-41100	Vehicle Maintenance	1,150.00
			001-5-1805-51103	Bldg Maint-City Hall	7,000.00
		<u>(18,010.00)</u>			<u>18,010.00</u>
To cover estimated costs for the remainder of the fiscal year.					
GLPKT50551-BA0004002					
001-5-2101-11301	Longevity-Non CS	(215.97)	001-5-2101-11100	Salaries	8,343.00
001-5-2101-11800	Unemployment	(997.36)	001-5-2101-11400	Retirement	225.00
001-5-2101-12100	Clothing	(468.12)	001-5-2101-11700	Workers Comp	662.00
001-5-2102-11100	Salaries	<u>(7,548.55)</u>			
		<u>(9,230.00)</u>			<u>9,230.00</u>
To cover estimated costs for the remainder of the fiscal year.					
GLPKT49502-BA0003950					
001-5-2101-21500	Motor Gas & Oil	(500.00)	001-5-2101-31400	Professional Services	6,600.00
001-5-2101-31600	Training & Travel	(1,865.00)			
001-5-2101-31630	Training & Travel	(1,265.00)			
001-5-2103-21700	Minor Equipment	(500.00)			
001-5-2103-31600	Training & Travel	(1,000.00)			
001-5-2105-31600	Training & Travel	<u>(1,470.00)</u>			
		<u>(6,600.00)</u>			<u>6,600.00</u>
To cover testing for 3 Police Promotional Exams					
GLPKT50549-BA0004000					
001-5-2102-11100	Salaries	(18,338.00)	001-5-2102-11206	Overtime-SWAT	12,888.00
001-5-2102-11300	Longevity	(2,627.00)	001-5-2102-11400	Retirement	8,334.00
001-5-2102-11800	Unemployment	(4,910.00)	001-5-2102-11500	FICA	2,346.00
001-5-2102-12300	Life Insurance	(622.00)	001-5-2102-11700	Workers Comp	729.00
			001-5-2102-11900	Educational Incent	1,172.00
			001-5-2102-12200	Certification Pay	1,028.00
		<u>(26,497.00)</u>			<u>26,497.00</u>
To cover estimated costs for the remainder of the fiscal year.					
GLPKT50550-BA0004001					
001-5-2101-11301	Longevity-Non CS	(215.97)	001-5-2101-11100	Salaries	8,343.00
001-5-2101-11800	Unemployment	(997.36)	001-5-2101-11400	Retirement	225.00
001-5-2101-12100	Clothing Allowance	(468.12)	001-5-2101-11700	Workers Comp	662.00
001-5-2102-11100	Salaries	<u>(7,548.55)</u>			
		<u>(9,230.00)</u>			<u>9,230.00</u>
To cover estimated costs for the remainder of the fiscal year.					

Budget Transfers Over \$5,000 - April 1, 2002 through June 30, 2022

Transfer From			Transfer To		
Account No.	Account Name	Amount	Account No.	Account Name	Amount
GLPKT50548-BA0003999					
001-5-2104-11100	Salaries	(18,789.00)	001-5-2104-11200	Overtime	14,789.00
			001-5-2104-21500	Motor Gas & Oil	4,000.00
		<u>(18,789.00)</u>			<u>18,789.00</u>
To cover estimated costs for the remainder of the fiscal year.					
GLPKT50544-BA0003997					
001-5-2200-11100	Salaries	(31,073.00)	001-5-2200-11200	Overtime	31,073.00
001-5-2200-31900	Catering	(400.00)	001-5-2200-34200	CC Discount Fees	400.00
001-5-2200-32400	Laundry	(100.00)	001-5-2200-31475	Prof Svc-Collection Fees	100.00
		<u>(31,573.00)</u>			<u>31,573.00</u>
To cover estimated costs for the remainder of the fiscal year.					
GLPKT51239-BA0004065					
001-5-2200-11100	Salaries	(60,000.00)	001-5-2200-11200	Overtime	60,000.00
To cover overtime shortages					
GLPKT50539-BA0003992					
001-5-3050-11100	Salaries	(57,468.00)	001-5-3050-21500	Motor Gas & Oil	20,146.00
			001-5-3050-31400	Professional Services	1,142.00
			001-5-3050-31425	Prof Svcs-GPS	12.00
			001-5-3050-31600	Training & Travel	624.00
			001-5-3050-41100	Vehicle Maintenance	35,544.00
		<u>(57,468.00)</u>			<u>57,468.00</u>
To cover estimated costs for the remainder of the fiscal year.					

Estimated Fund Balances

The schedule below represents the estimated Fund Balance for each fund. The Beginning Fund Balances have not been audited and are subject to change. Current year fund balance is based on the beginning fund balance plus budgeted revenues, transfers in and revenue budget amendments, less budgeted expenditures, transfers out and expenditures budget amendments. If actual revenues and expenditures differ from what was budgeted, there would be either a positive or negative change to the estimated ending fund balance.

For General Fund and Utility Fund, the City established a Fund Balance Policy in 2008 and amended it by Resolution 2011-54 on September 26, 2011. It dictates that the City will maintain a minimum unassigned fund balance in its General Fund-001 and Utility Fund-051 of 25% of the subsequent year’s budgeted expenditures and outgoing transfers. On September 25, 2017, the Commission amended the policy by Resolution 2017-67 that would allow both the General Fund and Utility Fund to be dropped to 20% for a special capital project or capital purchase. If either fund balance would drop to the 20% level, there would be a five-year period to bring the fund balance back up to the 25% level.

The fund balances presented below are the estimated fund balances using the estimated ending amounts for revenues and expenditures. These estimates are also used as the starting numbers for proposed budget for next fiscal year 2022-2023.

Governmental Funds
Grouped as they are consolidated in the budget

Fund	General Funds	FY 21-22 Audited Beginning Fund Balance	EA Revenues	EA Transfers In	EA Expenditures	EA Transfers Out	FY 21-22 Unaudited Estimated EA Fund Balance
001	General	8,263,063.53	19,465,167.78	1,627,707.00	21,756,874.11	670,420.25	6,928,643.95
	BA Reserve						
025	Bldg Security	22,707.81	14,000.00	0.00	0.00	0.00	36,707.81
026	Golf Cap Maint	77,418.46	0.00	11,092.50	20,000.00	0.00	68,510.96
087	SW Cap Project	608,920.09	582,600.00	0.00	608,988.00	299,313.04	283,219.05
090	Landfill Closure	1,828,878.18	271,321.00	96,115.00	200,000.00	0.00	1,996,314.18
091	GF Cap Project	1,265.02	0.00	1,229.00	0.00	0.00	2,494.02
092	Street	317,138.39	1,033,121.00	29,017.21	896,356.00	150,000.00	332,920.60
093	Park Maintenance	43,788.69	25,000.00	25,000.00	72,788.00	0.00	21,000.69
097	Veh Replac-Fire	170,627.89	0.00	0.00	0.00	0.00	170,627.89
098	Economic Devel	81,936.14	104,762.00	270,000.00	357,798.00	0.00	98,900.14
105	Veh Replace-PD	10,000.00	0.00	10,000.00	0.00	0.00	20,000.00
115	Tax Notes 2021	1,250,135.72	0.00	0.00	1,043,282.00	0.00	206,853.72
120	Prop Tax Reserve	351,516.04	80,715.45	0.00	0.00	0.00	432,231.49
121	ARP SL Fiscal Rcov	1,568,175.33	1,010,146.18	0.00	1,106,744.72	714,651.30	756,925.49
123	Economic Dev Prog	0.00	0.00	500,000.00	0.00	0.00	500,000.00
126	GF Tax Note 2022	0.00	1,195,526.00	202,242.00	1,133,069.70	81,192.85	183,505.45
139	Veh Replace-PW-GF	0.00	0.00	0.00	0.00	0.00	0.00
206	Chamberlain Park	0.00	0.00	0.00	0.00	0.00	0.00
Totals		14,595,571.29	23,782,359.41	2,772,402.71	27,195,900.53	1,915,577.44	12,038,855.44

To verify the ending fund balance for General Fund 001, budgeted expenditures, and budgeted transfers out for FY 21-22 are used:

- Estimated Expenditures and Transfers Out for FY 21-22 are \$22,427,294.36
- Minimum required fund balance = total estimated expenditures of \$22,427,294.36 x 25% = \$5,606,823.59
- The estimated ending fund balance of \$6,928,643.95 for FY 21-22 has a surplus reserve of \$1,321,820.36.
- Estimated Ending Fund Balance for FY 21-22 is 30.89% (Est ending fund balance \$6,928,643.95 divided by total expenditures \$22,427,294.36)

Capital Improvement Funds – General Fund

Fund	General Fund Capital Projects	FY 21-22 Audited Beginning Fund Balance	EA Revenues	EA Transfers In	EA Expenditures	EA Transfers Out	FY 21-22 Unaudited Estimated EA Fund Balance
033	CO 2016	52,292.17	30.00	0.00	22,200.00	1,229.00	28,893.17
067	CO 2013-Street	29,017.21	0.00	0.00	0.00	29,017.21	0.00
Totals		81,309.38	30.00	0.00	22,200.00	30,246.21	28,893.17

Debt Service – General Fund

Fund	GO Debt Service	FY 21-22 Audited Beginning Fund Balance	EA Revenues	EA Transfers In	EA Expenditures	EA Transfers Out	FY 21-22 Unaudited Estimated EA Fund Balance
011	GO Debt Service	404,269.70	1,680,196.01	119,721.89	1,602,249.00	0.00	601,938.60
Totals		404,269.70	1,680,196.01	119,721.89	1,602,249.00	0.00	601,938.60

Tourism Fund

Fund	Tourism Funds	FY 21-22 Audited Beginning Fund Balance	EA Revenues	EA Transfers In	EA Expenditures	EA Transfers Out	FY 21-22 Unaudited Estimated EA Fund Balance
002	Tourism	479,679.12	651,791.08	0.00	499,306.66	35,000.00	597,163.54
202	Façade Grant	55,380.00	0.00	0.00	55,380.00	0.00	0.00
203	JK EDA Grant	557,000.00	0.00	0.00	0.00	0.00	557,000.00
204	JK Venue Tax	0.00	0.00	0.00	0.00	0.00	0.00
205	Tourism ARP	0.00	0.00	173,544.00	64,956.00	0.00	108,588.00
Totals		1,092,059.12	651,791.08	173,544.00	619,642.66	35,000.00	1,262,751.54

Even though Fund 002 is not required to keep a specific minimum fund balance, there have been discussions to require some level of minimum fund balance. Currently, estimated ending fund balance is at 111.76% (Estimated Fund Balance \$597,163.54 divided total Expenditures and Transfers Out \$534,306.66). To keep the same 25%, the required fund balance would need to be \$175,272 based on budgeted expenditures and transfers out.

Police Seizure Funds

Fund	Seizure Funds	FY 21-22 Audited Beginning Fund Balance	EA Revenues	EA Transfers In	EA Expenditures	EA Transfers Out	FY 21-22 Unaudited Estimated EA Fund Balance
005	PD St Seizure	967,440.92	319,353.00	0.00	170,000.00	0.00	1,116,793.92
028	PD Fed Seizure	141,263.63	75.00	0.00	5,000.00	0.00	136,338.63
031	MC Technology	40,656.81	11,500.00	0.00	9,312.00	0.00	42,844.81
Totals		1,149,361.36	330,928.00	0.00	184,312.00	0.00	1,295,977.36

Grant Funds

Fund	Grant Funds	FY 21-22 Audited Beginning Fund Balance	EA Revenues	EA Transfers In	EA Expenditures	EA Transfers Out	FY 21-22 Unaudited Estimated EA Fund Balance
Grant Funds							
009	Law Enforce PD	0.00	5,609.73	0.00	5,609.73	0.00	0.00
016	PD Stonegarden	0.00	128,934.98	0.00	128,934.98	0.00	0.00
017	PD Local Borderstar	0.00	58,154.00	0.00	58,154.00	0.00	0.00
027	EMS Fund-Def Rev	8,363.07	6,141.00	0.00	14,504.07	0.00	0.00
059	Homeland Security	0.00	281,852.65	0.00	281,852.65	0.00	0.00
084	DEAAG	907,500.00	0.00	0.00	0.00	400,000.00	507,500.00
086	TXCDBG 7218269	1,936.13	2,534.20	0.00	0.00	4,470.33	0.00
094	TX Parks Wildlife	59,673.67	1,000.00	0.00	29,009.10	0.00	31,664.57
095	Nat'l Historic Trust	5,000.00	0.00	0.00	0.00	5,000.00	0.00
100	SRTS Grant	77,602.00	0.00	0.00	0.00	0.00	77,602.00
101	TXCDBG 7219192	206.95	212,112.55	1,059.75	213,379.25	0.00	0.00
107	Assist to FF Grant	1,869.73	0.00	0.00	0.00	0.00	1,869.73
108	PL Bulletproof Vst	4,585.00	0.00	9,585.00	4,585.00	0.00	9,585.00
110	KVPD Enhan BWC	20,665.00	20,655.54	0.00	41,311.08	0.00	9.46
113	CW WW Coll Syst	0.00	1,600,000.00	73,668.00	440,470.00	0.00	1,233,198.00
114	SWB Rural/Tribal	13,325.00	0.00	0.00	0.00	0.00	13,325.00
116	TWDB Drainage #7	28,057.22	788,180.00	0.00	630,103.00	0.00	186,134.22
117	TWDB Drainage #1	28,057.22	786,927.00	0.00	630,103.00	0.00	184,881.22
118	TWDB Drainage #3	27,513.22	849,043.00	0.00	838,567.00	0.00	37,989.22
119	TWDB Drainage #4	21,892.14	1,098,824.00	0.00	1,060,998.00	0.00	59,718.14
122	GLO Mitigation	0.00	2,003,615.00	366,787.00	2,003,615.00	0.00	366,787.00
124	Ed Rachal Found Gr	18.77	21,000.00	0.00	21,000.00	0.00	18.77
207	CJD BWC Grant	0.00	122,599.36	41,107.30	163,706.66	0.00	0.00
Totals		1,206,265.12	7,987,183.01	492,207.05	6,565,902.52	409,470.33	2,710,282.33

Enterprise – Utility Funds

Fund	Enterprise Utility Funds	FY 21-22 Audited Beginning Fund Balance	EA Revenues	EA Transfers In	EA Expenditures	EA Transfers Out	FY 21-22 Unaudited Estimated EA Fund Balance
012	UF Debt Service	1,056,914.98	86.00	1,734,092.24	1,534,993.00	0.00	1,256,100.22
051	Utility	3,426,985.04	10,049,641.00	609,048.33	6,747,192.83	3,555,684.00	3,782,797.54
054	UF Cap Proj	(13,114.07)	2,196.00	492,892.00	239,145.00	21,766.00	221,062.93
055	Stormwater	357,505.93	411,161.00	0.00	1,200.00	111,000.00	656,466.93
062	CO 2005	50,468.89	0.00	0.00	50,468.00	0.00	0.89
066	CO 2011	153,369.54	0.00	21,766.00	169,451.25	0.00	5,684.29
068	CO 2013-Drainage	1,916,539.18	2,244.00	0.00	735,654.00	440,455.00	742,674.18
106	Veh Replace-PW	15,261.31	0.00	10,000.00	0.00	0.00	25,261.31
125	UF ARP SL-Def Rev	1,568,175.32	2,132,402.89	0.00	611,017.00	0.00	3,089,561.21
127	UF Tax Notes 2022	0.00	614,474.00	97,624.00	614,475.00	4,099.24	93,523.76
Totals		8,532,106.12	13,212,204.89	2,965,422.57	10,703,596.08	4,133,004.24	9,873,133.26

To verify the ending fund balance for Utility Fund 051, budgeted expenditures, and budgeted transfers out for FY 21-22 are used:

- Budgeted Expenditures and Transfers Out for FY 21-22 are \$10,302,876.83
- Minimum required fund balance = actual total expenditures of \$10,302,876.83 x 25% = \$2,575,719.21.
- The estimated ending fund balance of \$3,782,797.540 for FY 21-22 has a surplus reserve of \$1,207,078.33 (estimated ending fund balance \$3,782,797.54 less minimum required \$2,575,719.21)
- Estimated Ending Fund Balance for FY 21-22 is 32.46% (estimated ending fund balance \$3,782,797.54 divided total expenditures \$10,302,876.83)

Internal Service Fund – Insurance

The City is self-funded for employee’s health insurance. The insurance fund receives all insurance contributions from the City, current employees and retirees and then pays claims and administrative costs of the health plan from the contributions. The City provides post-retirement medical insurance benefits on behalf of its eligible retirees. Once an employee retires, it pays 50% of their medical premiums until they reach age 65. In years past, the City was contributing additional reserves to shore up the fund balance.

FY 21-22 saw a slight premium increase, but this increase was not passed along to the employee due to the health of the fund balance.

Fund	Insurance Fund	FY 21-22 Audited Beginning Fund Balance	EA Revenues	EA Transfers In	EA Expenditures	EA Transfers Out	FY 21-22 Unaudited Estimated EA Fund Balance
138	Insurance	2,389,485.28	4,845,428.01	0.00	4,204,235.00	0.00	3,030,678.29
Totals		2,389,485.28	4,845,428.01	0.00	4,204,235.00	0.00	3,030,678.29

SIGNATURE SECTION

The following committee members have received a copy of the Quarterly Budget Report for the quarter ended June 30, 2022, on _____.

Mark McLaughlin, City Manager

Courtney Alvarez, City Attorney

Hector Hinojosa, City Commissioner

Deborah Balli, Finance Director