



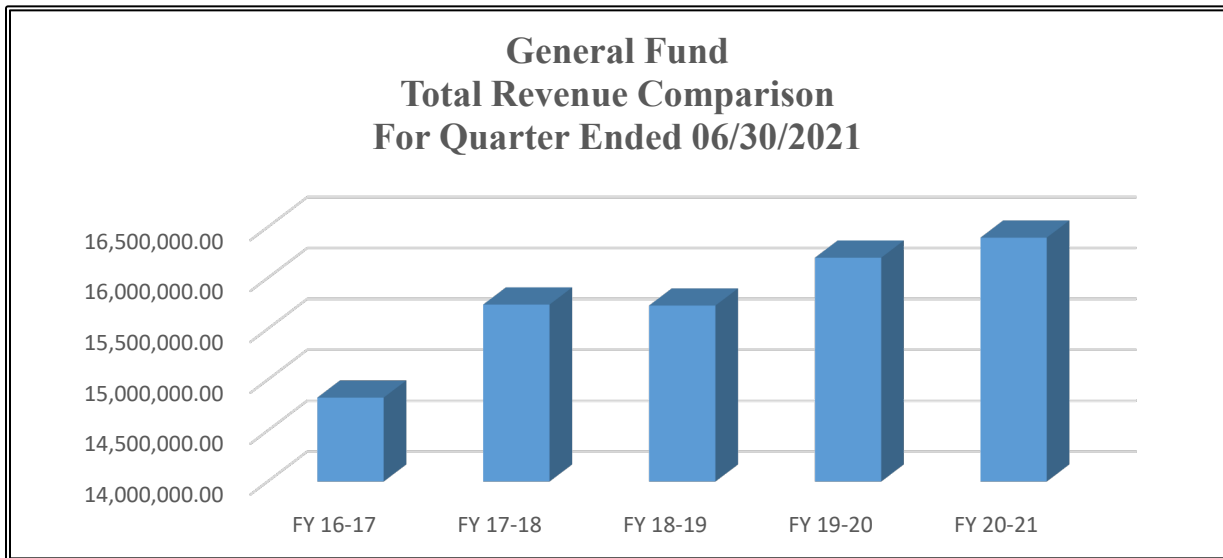
**FY 2020-2021**  
**QUARTERLY BUDGET**  
**REPORT**

**FOR QUARTER ENDED**  
**JUNE 30, 2021**

**3RD QUARTER FY 20-21 BUDGET REPORT**

At the end of the third quarter of the fiscal year, there were nineteen (19) payroll periods out of twenty-six (26), which indicates that total expenditures for salaries and benefits should be at seventy-three percent (73%). Being nine months into the fiscal year, revenue and other expenditure items should be at approximately seventy-five percent (75%) of the FY 20-21 budget. Sales Tax and Franchise Taxes are presented based on when funds are received and is adjusted to a modified accrual basis during year end. Sales Taxes of \$910,474.47 and Franchise Taxes of \$164,033.75 included in the numbers below were accrued back to last FY 19-20 but received in the current FY 20-21.

The prior year audit has been completed and all beginning balances and prior year numbers have been audited.



	FY 16-17	FY 17-18	FY 18-19	FY 19-20	FY 20-21
Adjusted Annual Budget	\$18,440,450.00	\$19,964,646.00	\$19,242,811.00	\$19,888,994.00	\$20,225,025.13
Actuals	\$14,825,389.77	\$15,739,652.90	\$15,729,978.00	\$16,200,538.06	\$16,397,599.25
Actuals vs Budget	80.40%	78.84%	81.74%	81.45%	81.08%

Overall, third quarter General Fund revenues are trending higher than expected at 81.08%.

<b>Prior FY 19-20 Year End</b>	
Original Budget	\$19,646,793.00
Adjusted Budget	\$19,931,314.61
Actuals	\$20,043,701.20
Additional Revenues	\$112,386.59
Percentage of Budget	100.56%

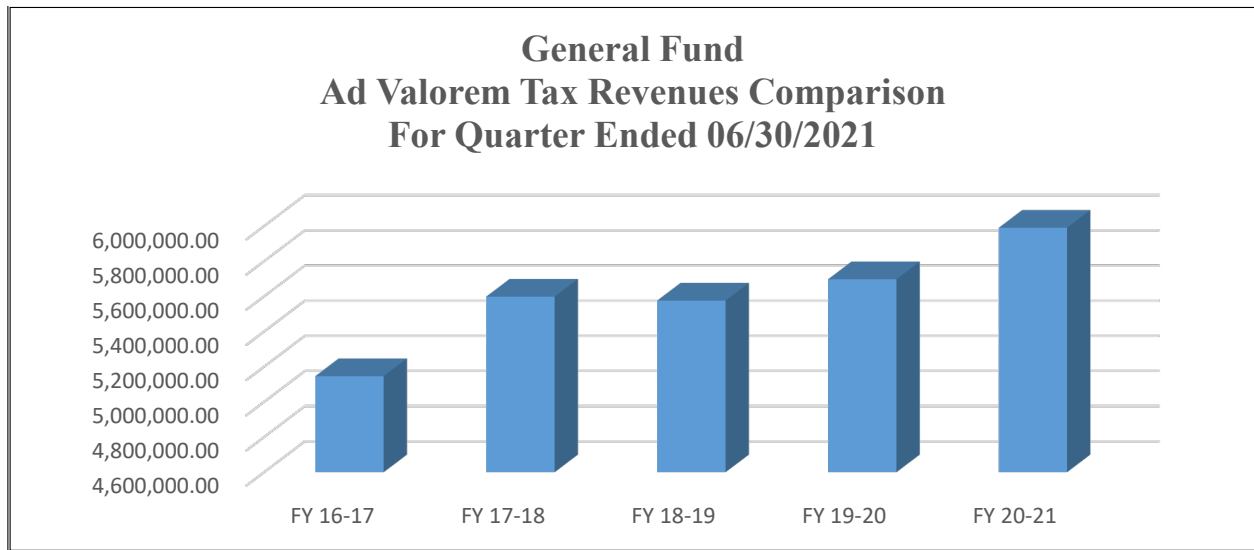
**General Fund Revenues**

**Ad Valorem Taxes**

Most of the Ad Valorem Taxes are collected in the early part of each fiscal year as penalties and interest are assessed on homeowners who do not make payment by January 31<sup>st</sup>.

The tax rate for this fiscal year was decreased from \$.85304 to \$.85208. A portion of the increased revenues (\$166,748 estimated) are set aside in a separate fund for emergency purposes. Use of these funds can only be appropriated by City Commission.

Third quarter revenues are higher than the prior year by \$292,738 or 5.14% and are trending as expected at 95.34%.



	FY 16-17	FY 17-18	FY 18-19	FY 19-20	FY 20-21
Adjusted Annual Budget	\$5,338,940.00	\$5,761,672.00	\$5,747,927.00	\$5,904,696.00	\$6,283,322.00
Actuals	\$5,146,271.38	\$5,598,645.23	\$5,576,252.18	\$5,697,548.94	\$5,990,287.23
Actuals vs Budget	96.39%	97.17%	97.01%	96.49%	95.34%

**Prior FY 19-20 Year End**

Original Budget	\$5,904,696.00
Actuals	\$5,821,106.92
Revenue Shortage	(\$83,589.08)
Percentage of Budget	98.58%

## Non-Property Taxes

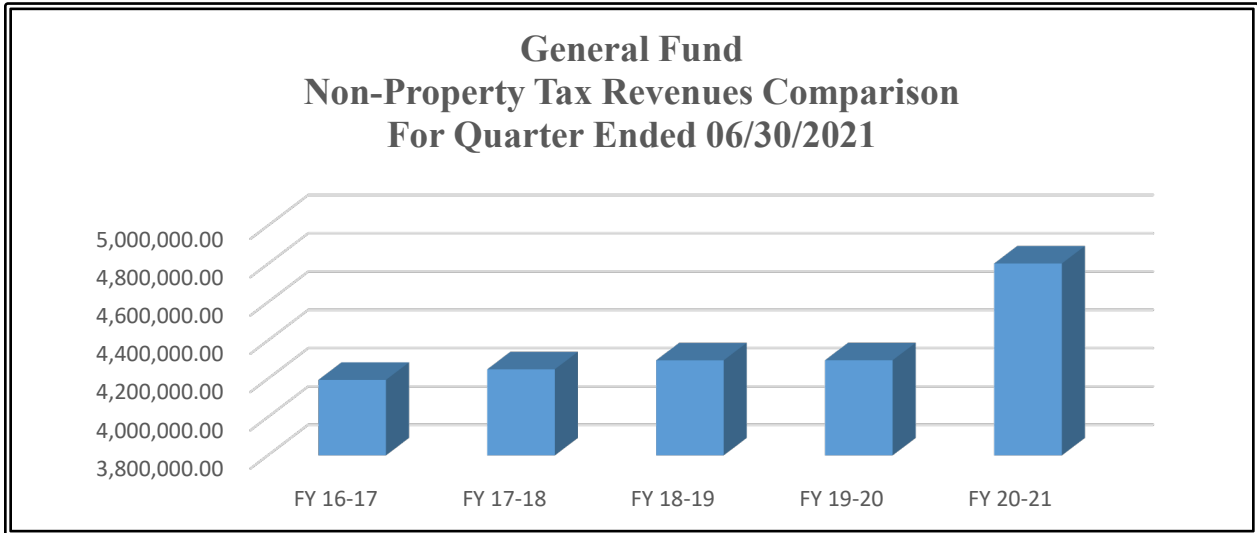
This category contains sales tax, mixed drink, and franchise taxes. Only City sales taxes are received monthly while all other taxes are received on a quarterly or semi-annual basis. Sales tax and Franchise tax revenues are presented based on when revenues are received and adjusted to the modified accrual basis at year end.

Revenues in this category are trending slightly higher at 80.43%.

The incentive agreement for Neessen Polaris offers payments to be equal to the amount no greater than half of the city sales tax generated by taxable sales for the new commercial development known as Neessen Polaris of Kingsville. Sales Tax combined with Ad Valorem tax incentives cannot exceed \$200,000.

The incentive agreement for Marshalls offers payments to be equal to the amount of 50% of the city sales tax generated during the preceding calendar year by taxable sales from the new commercial development known as Marshalls collected in calendar years 2020, 2021 and 2022. This agreement also includes ad valorem tax incentives of 6.15% of the M&O portion for calendar years 2020 through 2024. There is not a dollar cap on the incentive agreement, but there is a term cap for the years of 2020 through 2024.

The City Commission also approved on October 26, 2020, an incentive agreement with Chick-Fil-A for 75% of sales tax revenue generated not to exceed \$550,000. The business recently opened in April 2021, and the City will start receiving its share of sales tax revenue which will be remitted to the company per the terms of the incentive agreement. The sales tax incentive payments are due quarterly within 10 days after receipt of the reports from the company.



	FY 16-17	FY 17-18	FY 18-19	FY 19-20	FY 20-21
Adjusted Annual Budget	\$5,577,000.00	\$5,702,000.00	\$5,930,000.00	\$5,731,800.00	\$5,970,890.00
Actuals	\$4,194,503.27	\$4,249,798.47	\$4,296,802.03	\$4,297,149.35	\$4,802,655.06
Actuals vs Budget	75.21%	74.53%	72.46%	74.97%	80.43%

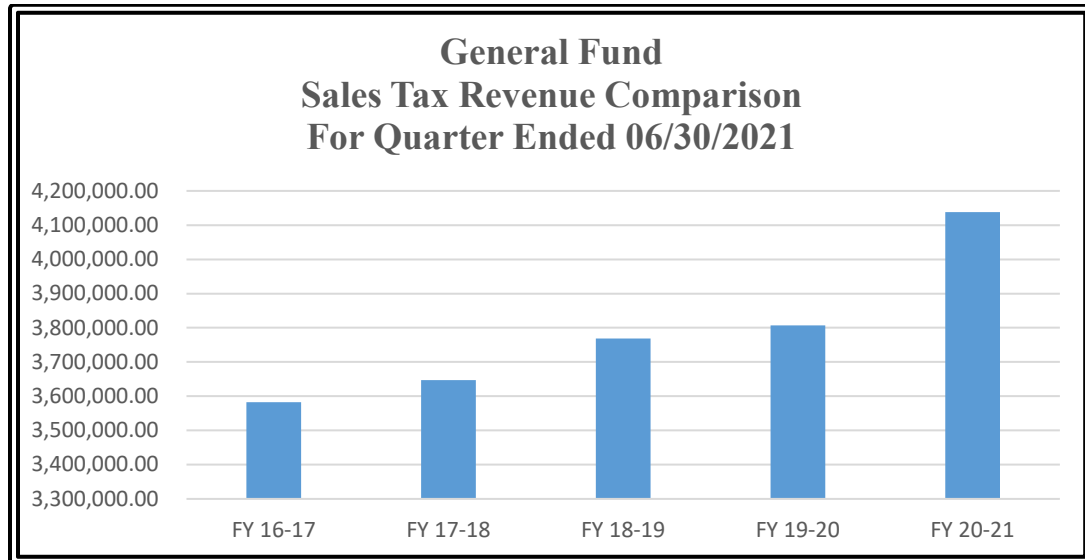
<b>Prior FY 19-20 Year End</b>	
Original Budget	\$5,731,800.00
Actuals	\$6,037,110.74
Additional Revenues	\$305,310.74
Percentage of Budget	105.33%

**Sales Tax**

City sales tax revenue is trending better than expected at 80.30% and better than last FY at this time by \$330,537.15.

Revenues of \$910,473.47 received in this fiscal year but accrued back to the prior fiscal year have been included in the totals for this fiscal year. During the last quarter of the fiscal year, sales taxes are adjusted to reflect when revenues are earned rather than when received for audit purposes.

Increased revenues are partly due to Neessen Polaris, Marshalls, Starbucks, Chick-Fil-A and Harbor Freight that opened and are generating sales tax revenues.



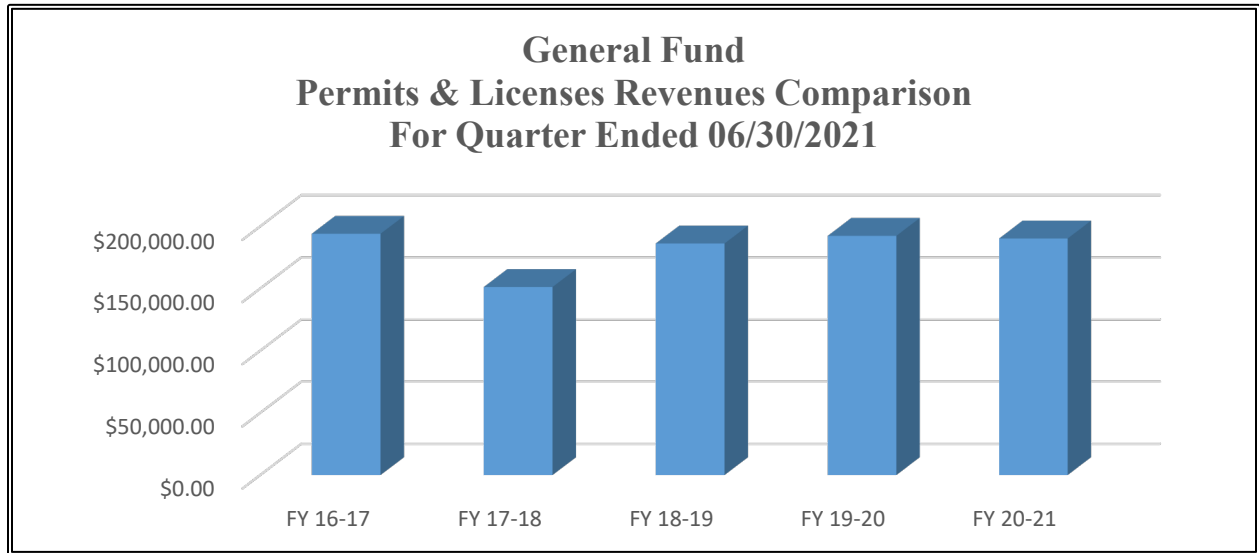
	FY 16-17	FY 17-18	FY 18-19	FY 19-20	FY 20-21
Adjusted Annual Budget	\$4,575,000.00	\$4,700,000.00	\$4,978,000.00	\$4,975,000.00	\$5,152,890.00
Actuals	\$3,582,879.72	\$3,647,104.55	\$3,768,414.64	\$3,807,001.27	\$4,137,538.42
Actuals vs Budget	78.31%	77.60%	75.70%	76.52%	80.30%

Prior FY 19-20 Year End	
Original Budget	\$5,021,800.00
Actuals	\$5,116,413.66
Additional Revenues	\$94,613.66
Percentage of Budget	101.88%

**Permits & Licenses**

This revenue category consists of all permits and licensing revenue generated by the Planning Department. Revenues in this category are less than the prior year by \$2,161, and less than what was projected at 72.44%.

Permits should increase this fiscal year due to three housing developments that will add 257 housing units for the City and are estimated to bring revenues up to expected levels.



	FY 16-17	FY 17-18	FY 18-19	FY 19-20	FY 20-21
Adjusted Annual Budget	\$275,225.00	\$256,625.00	\$213,000.00	\$217,845.00	\$262,645.00
Actuals	\$194,061.39	\$151,237.44	\$186,246.21	\$192,412.65	\$190,252.12
Actuals vs Budget	70.51%	58.93%	87.44%	88.33%	72.44%

**Prior FY 19-20 Year End**

Original Budget	\$217,845.00
Actuals	\$273,085.36
Additional Revenues	\$55,240.36
Percentage of Budget	125.36%

**Notable Permits for 3<sup>rd</sup> Quarter**

<u>ADDRESS</u>	<u>VALUE</u>	<u>PERMIT COST</u>
1130 E HENRIETTA	\$95,000.00	\$431.48
2901 S BRAHMA BLVD	\$250,000.00	\$2,880.00
1944 THE GRAND	\$276,500.00	\$663.60
418 E KLEBERG	\$200,000.00	\$1,272.50
830 E AVE B	\$188,059.00	\$488.84
330 E KENEDY	\$135,700.00	\$857.10
210 FAIRVIEW	\$100,000.00	\$656.50



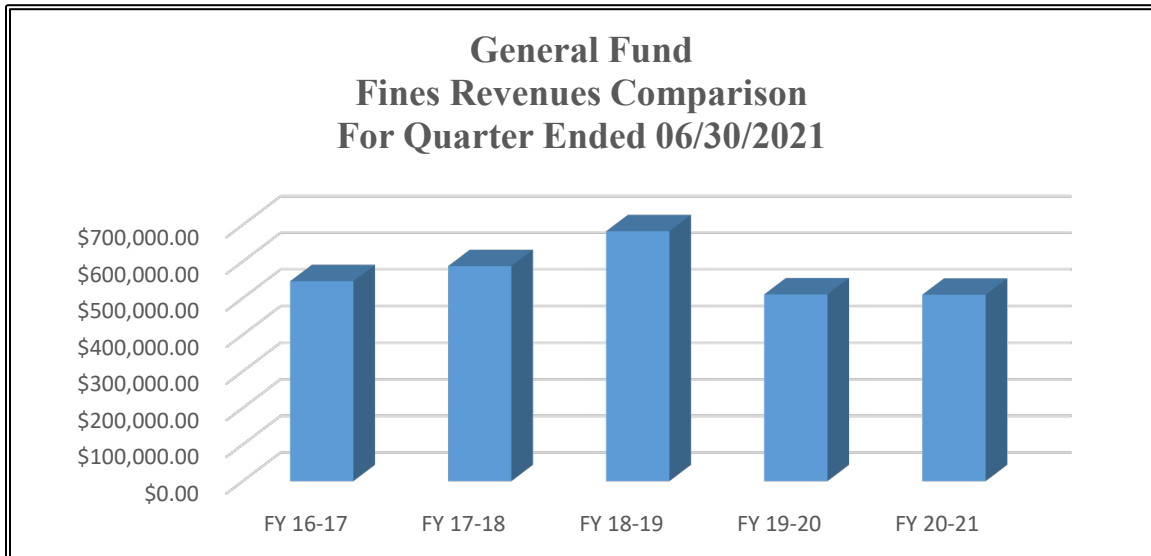


**Fines**

Municipal Court revenues are trending lower than expected at 65.61% and lower than this time last FY by \$805. This reduction in revenues is the result of the COVID19 pandemic as court proceedings are now being conducted virtually with smaller dockets.

There was not a warrant roundup this year due to COVID19 and jail regulations. However, Municipal Court participated in an alternative to the annual warrant round up which was called the Warrant Resolution Month. Court sent out notifications daily and worked with individuals to bring them into compliance as they contacted the office.

KSO has not been accepting defendants since May or June of 2020 and is currently still not accepting Class C Misdemeanor warrants. Our understanding is they are only accepting felony warrants and some Class A and B Misdemeanors. Even with the pandemic improving, this trend may continue, and revenue projections will come up short for this fiscal year.



	FY 16-17	FY 17-18	FY 18-19	FY 19-20	FY 20-21
Adjusted Annual Budget	\$835,000.00	\$760,500.00	\$741,100.00	\$815,100.00	\$776,000.00
Actuals	\$546,041.85	\$587,287.62	\$682,519.24	\$509,959.18	\$509,154.30
Actuals vs Budget	65.39%	77.22%	92.10%	62.56%	65.61%

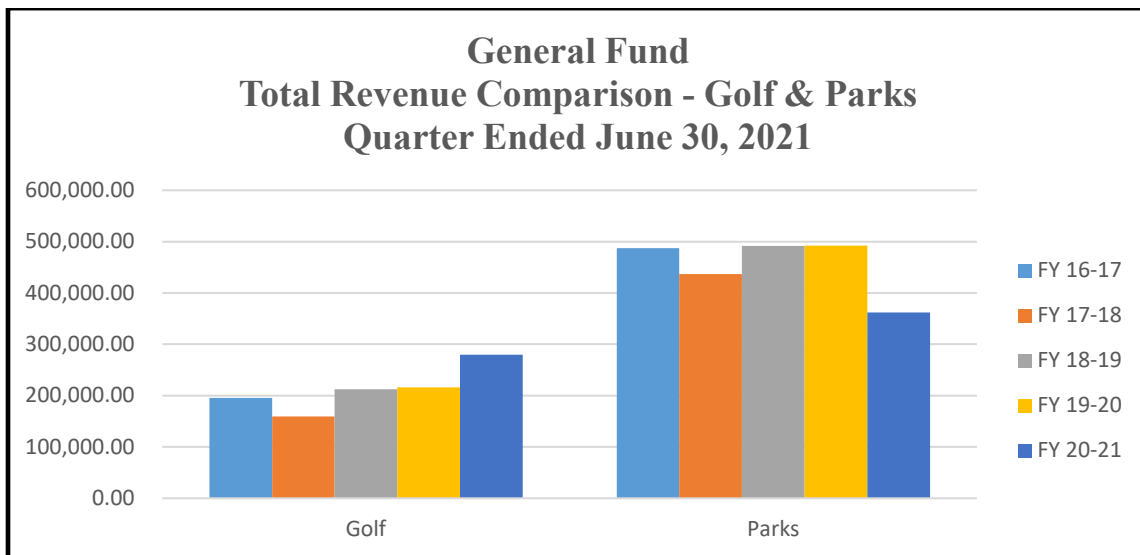
Prior FY 19-20 Year End	
Original Budget	\$815,100.00
Actuals	\$644,364.54
Revenues Shortage	(\$170,735.46)
Percentage of Budget	79.05%

**General Service Fees**

This category contains the revenues for two divisions that were assumed by the City from the County in FY 14-15. For FY 20-21, the JK Northway was operationally transferred back to the County due to EDA Grant Requirements. The County contributions also changed in FY 20-21. The County contributes \$35,000 annually for the L.E. Ramey Golf Course. Golf Course revenues represents 84.87% of the FY 20-21 budget versus 65.13% last year. Actual revenues increased \$63,825.73 over the same period last fiscal year. The County is behind two months in the administration payment.

Parks and Recreation revenues are lower than expected at 56.97% or \$130,370.93 lower than the same period last fiscal year. The County is behind 2 months in the administration payment. COVID-19 is preventing the recreation hall being rented out and donations have not come in as in the past due to uncertainty of what programs will be offered this fiscal year. Park revenues are seasonal and are expected to catch up once the summer months occur, but with the pandemic not improving, it is uncertain if revenues will meet expectations.

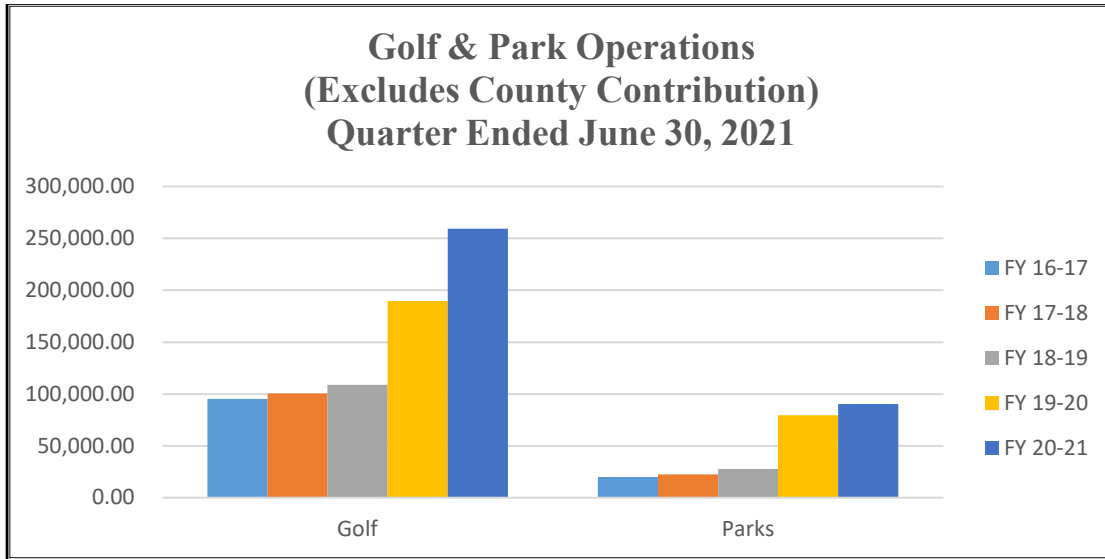
The City and County finalized the interlocal agreements for the Library and Health departments with the Library returning to the County and the Health Department becoming 100% under the City’s control in FY 20-21.



Golf	FY 16-17	FY 17-18	FY 18-19	FY 19-20	FY 20-21
Adjusted Annual Budget	\$247,200.00	\$277,500.00	\$330,000.00	\$331,729.00	\$329,750.75
Actuals	\$195,427.71	\$159,478.21	\$212,439.81	\$216,049.42	\$279,875.15
Actuals vs Budget	79.06%	57.47%	64.38%	65.13%	84.87%

Parks & Recreation	FY 16-17	FY 17-18	FY 18-19	FY 19-20	FY 20-21
Adjusted Annual Budget	\$610,890.00	\$646,150.00	\$631,050.00	\$684,010.00	\$634,932.15
Actuals	\$487,217.76	\$436,875.28	\$491,887.38	\$492,073.62	\$361,702.69
Actuals vs Budget	79.76%	67.61%	77.95%	71.94%	56.97%

Operating budgeted revenues for FY 20-21 for the Golf and Parks are \$294,750.75 and \$169,932.15, respectively. Operating revenues for Golf are trending higher than expected at 88.03% and Parks revenues are trending lower than anticipated at 56.23%.



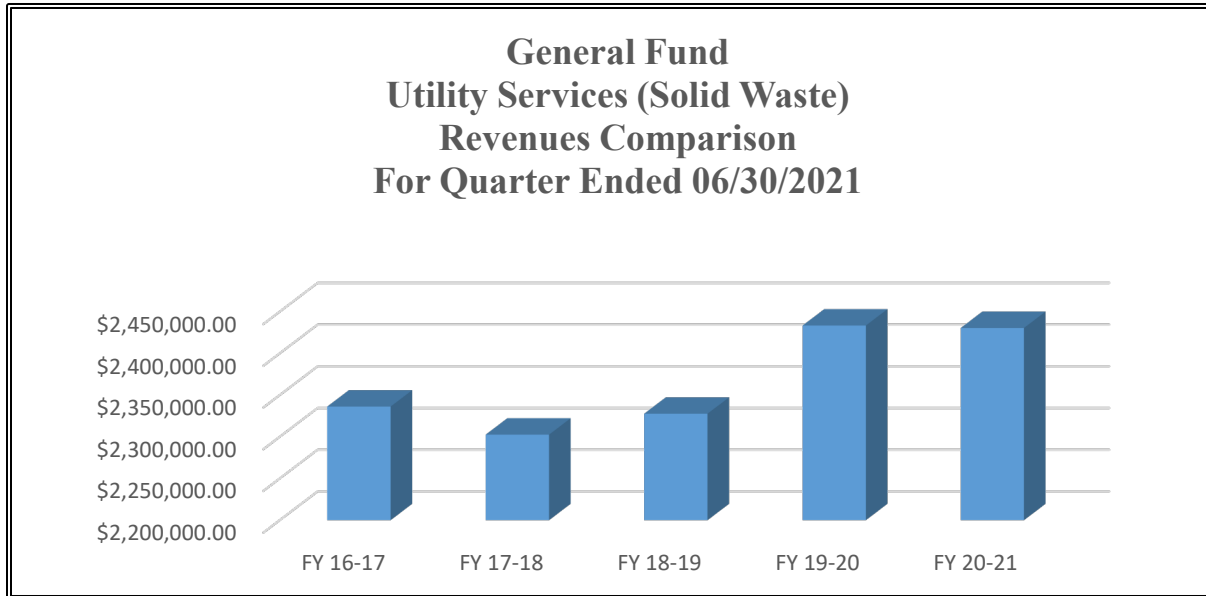
The table below represents operating revenues by excluding the County’s contribution of \$20,416.45 for the golf course and \$271,125 for the parks which represents the contribution amount seven (7) months of this fiscal year due to the two months the County is behind on.

Division	FY 16-17	FY 17-18	FY 18-19	FY 19-20	FY 20-21
Golf	\$95,279.26	\$100,612.37	\$108,730.30	\$189,799.39	\$259,458.70 (\$279,875.15-\$20,416.45)
Parks	\$19,878.98	\$22,303.88	\$27,622.78	\$79,573.65	\$90,452.69 (361,702.69-\$271,125)

	Operating Budget	Operating Revenues	% Received
Golf	\$294,750.75	\$259,458.70	88.03%
Parks	\$169,932.15	\$90,452.69	53.23%

**Solid Waste**

In General Fund, this revenue category includes landfill and garbage fees. Revenues for this fiscal year have decreased from last fiscal year by \$2,922 and trending less than expected at 73.34%. Current estimates indicate there are 100 years remaining before the landfill is at capacity depending on current levels.



	FY 16-17	FY 17-18	FY 18-19	FY 19-20	FY 20-21
Adjusted Annual Budget	\$3,284,700.00	\$3,205,500.00	\$3,206,500.00	\$3,196,500.00	\$3,314,050.00
Actuals	\$2,336,264.00	\$2,302,619.89	\$2,327,710.00	\$2,433,444.58	\$2,430,522.40
Actuals vs Budget	71.13%	71.83%	72.59%	76.13%	73.34%

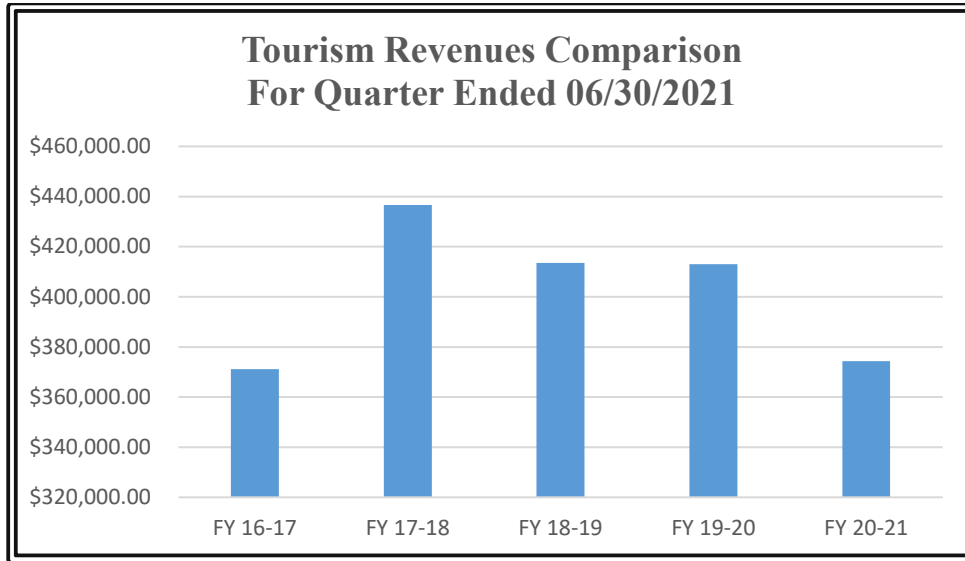
Landfill includes revenues that are billed to commercial accounts and revenues from residential customers. Below is a comparison of those revenues:

Landfill	FY 16-17	FY 17-18	FY 18-19	FY 19-20	FY 20-21
Landfill-Commercial	\$256,651.64	\$245,571.78	\$245,822.26	\$366,236.28	\$330,456.00
Landfill-Scale House	\$17,480.65	\$11,600.90	\$39,541.05	\$19,383.75	\$26,653.00

<b>Prior FY 19-20 Year End</b>	
Original Budget	\$3,196,500.00
Actuals	\$3,264,474.16
Additional Revenues	\$67,974.16
Percentage of Budget	102.13%

**Tourism Fund Revenues**

The main revenue for Tourism Fund is Hotel Occupancy Taxes collected by the hotels from overnight hotel guests. Revenues received for FY 20-21 are slightly less than what was received for last year by \$38,688 and trending lower than expected at 65.92%. Historically, annual revenues are made up in the 4<sup>th</sup> quarter and we normally end the year with our expected revenue projections. In FY 20-21, the JK Northway was transferred back to County operations which attributes to a portion of decreased revenues when compared to last fiscal year.



	FY 16-17	FY 17-18	FY 18-19	FY 19-20	FY 20-21
Adjusted Annual Budget	\$490,700.00	\$554,780.00	\$624,221.00	\$698,011.00	\$567,762.00
Actuals	\$371,145.88	\$436,612.66	\$413,498.45	\$412,984.55	\$374,296.30
Actuals vs Budget	75.64%	78.70%	66.24%	59.17%	65.92%

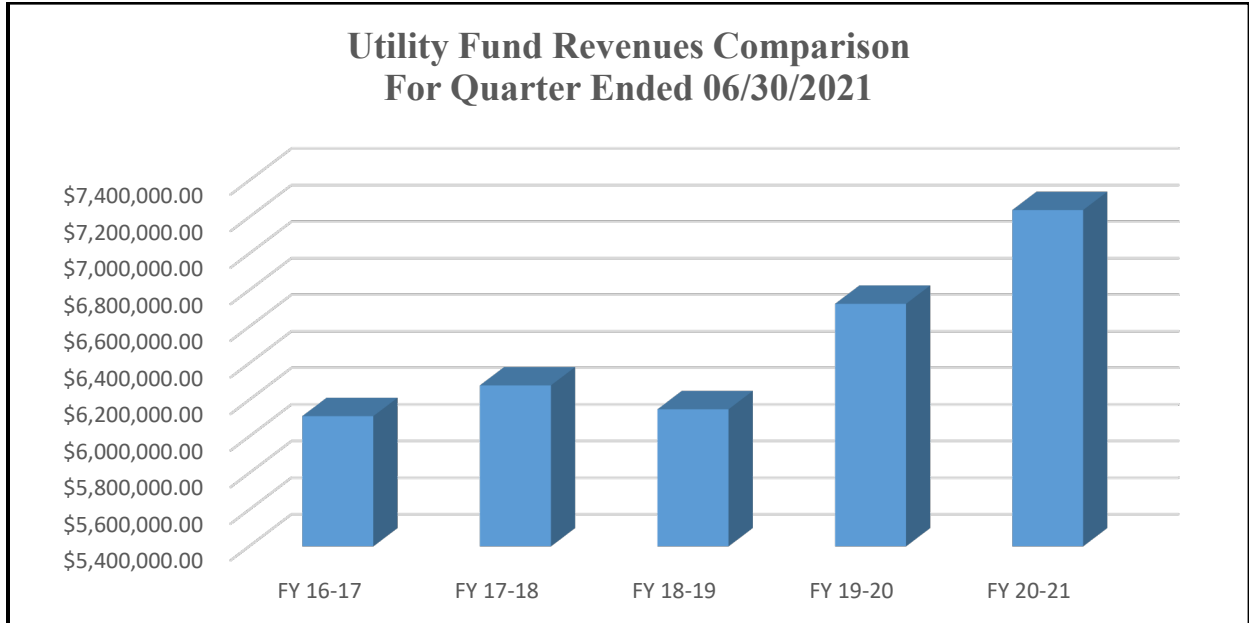
**Prior FY 19-20 Year End**

Original Budget	\$698,011.00
Actuals	\$584,060.90
Revenues Shortage	(\$113,950.10)
Percentage of Budget	83.68%

### Utility Fund Revenues

Revenues from this fund come mainly from water and sewer sales for both residential and commercial customers. Revenues are higher than last FY at this time by \$513,110.45 and trending slightly less than expected at 73.65%.

In looking at the utility rate study done in FY 17-18, the City Commission approved a 5% increase in sewer rates for FY 20-21.



	FY 16-17	FY 17-18	FY 18-19	FY 19-20	FY 20-21
Adjusted Annual Budget	\$7,953,785.00	\$7,988,321.00	\$9,117,606.00	\$9,146,452.00	\$9,828,981.78
Actuals	\$6,111,797.10	\$6,279,900.45	\$6,149,317.15	\$6,726,048.31	\$7,239,158.76
Actuals vs Budget	76.84%	78.61%	67.44%	73.54%	73.65%

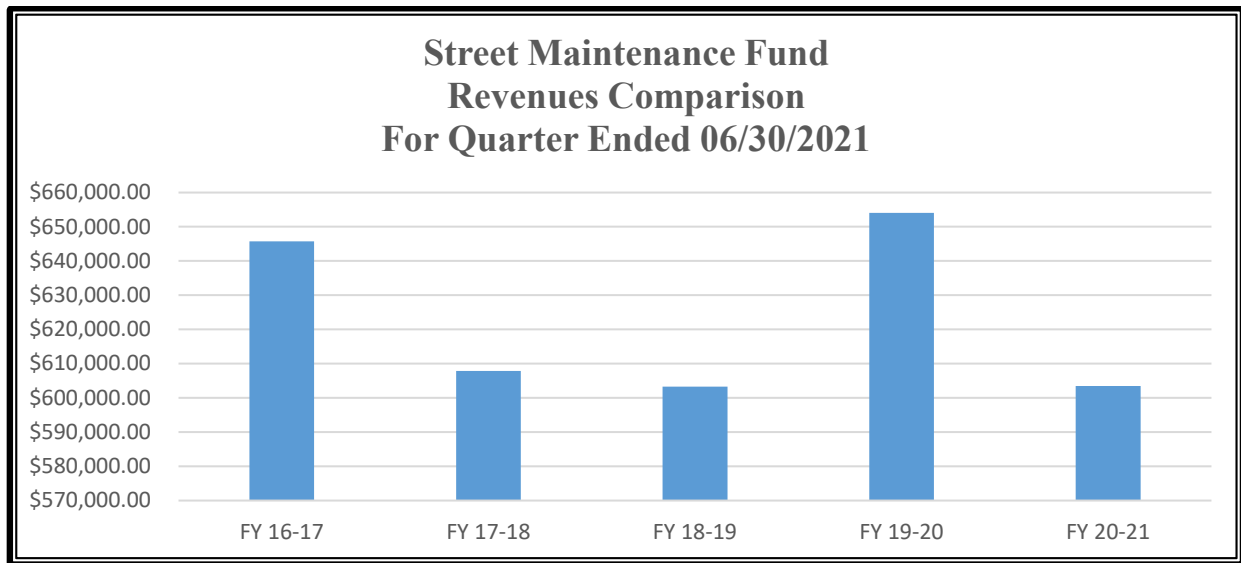
#### Prior FY 19-20 Year End

Original Budget	\$9,146,452.00
Actuals	\$9,124,808.83
Additioanl Revenues	(\$21,643.17)
Percentage of Budget	99.76%

**Street Maintenance Fund**

Revenues for this fund are generated by the street maintenance fee that began January 2016, with the first billings sent out in February. Residents are assessed \$5.00 per month and Non-Residential customers are assessed a fee based on square footage of their space multiplied by a discounted trip generator multiplied by \$5.00 a month. Once the calculation is done, there are several different tiers with a \$150.00 per month cap. This fee will be brought up for review as we are in the fifth year since it was created, and larger street projects need to be completed.

Revenues are trending less than last fiscal year by \$50,633 but trending as expected at 75.24%.



	FY 16-17	FY 17-18	FY 18-19	FY 19-20	FY 20-21
Adjusted Annual Budget	\$937,229.38	\$812,000.00	\$812,000.00	\$812,000.00	\$802,000.00
Actuals	\$645,693.99	\$607,909.77	\$603,299.68	\$654,073.37	\$603,440.62
Actuals vs Budget	68.89%	74.87%	74.30%	80.55%	75.24%

<b>Prior FY 19-20 Year End</b>	
Original Budget	\$812,000.00
Amended Budget	\$866,610.32
Actuals	\$861,674.56
Revenues Shortage	(\$4,935.76)
Percentage of Budget	99.43%

**FY 20-21**

**Total Amount Budgeted For Street Maintenance**

Fund 001-General Fund-52100	Regular Budget	\$85,676.00
Fund 033-CO Series 2016	Street Projects & Equip	\$0.00
Fund 087-SW Capital Projects-52105	Alley Maintenance	\$50,000.00
Fund 092-Street Maintenance	Street Projects & Equip	<u>\$1,200,000.00</u>
	<b>Total</b>	<u><b>\$1,335,676.00</b></u>

**Last Six Years**

**Total Amount Expended For Street Maintenance**

**FY 19-20 Is Based On Budget**

<b>Fund</b>	<b>Actuals FY 15-16</b>	<b>Actuals FY 16-17</b>	<b>Actuals FY 17-18</b>	<b>Actuals FY 18-19</b>	<b>Actuals FY 19-20</b>	<b>Budgeted FY 20-21</b>
Fund 001-General Fund	\$88,122.02	\$13,048.65	\$64,151.92	\$52,213.25	\$64,988.58	\$85,676.00
Fund 033-CO Series 2016	0.00	85,026.25	506,408.00	0.00	0.00	0.00
Fund 065-CO Series 2011	92,459.35	0.00	0.00	0.00	0.00	0.00
Fund 067-CO Series 2013	295,532.45	0.00	0.00	0.00	0.00	0.00
Fund 068-CO Series 2013	0.00	0.00	0.00	0.00	0.00	0.00
Fund 071-FEMA Assistance	19,850.69	0.00	0.00	0.00	0.00	0.00
Fund 087-SW Capital Projects	0.00	26,539.08	11,531.41	3,815.00	10,732.79	50,000.00
Fund 091-GF Capital Projects	0.00	0.00	0.00	0.00	0.00	0.00
Fund 092-Street Maintenance	301,435.59	449,584.18	503,085.13	1,006,313.14	618,462.09	1,200,000.00
<b>Total Street Expenditures</b>	<b>\$797,400.10</b>	<b>\$574,198.16</b>	<b>\$1,085,176.46</b>	<b>\$1,062,341.39</b>	<b>\$694,183.46</b>	<b>\$1,335,676.00</b>

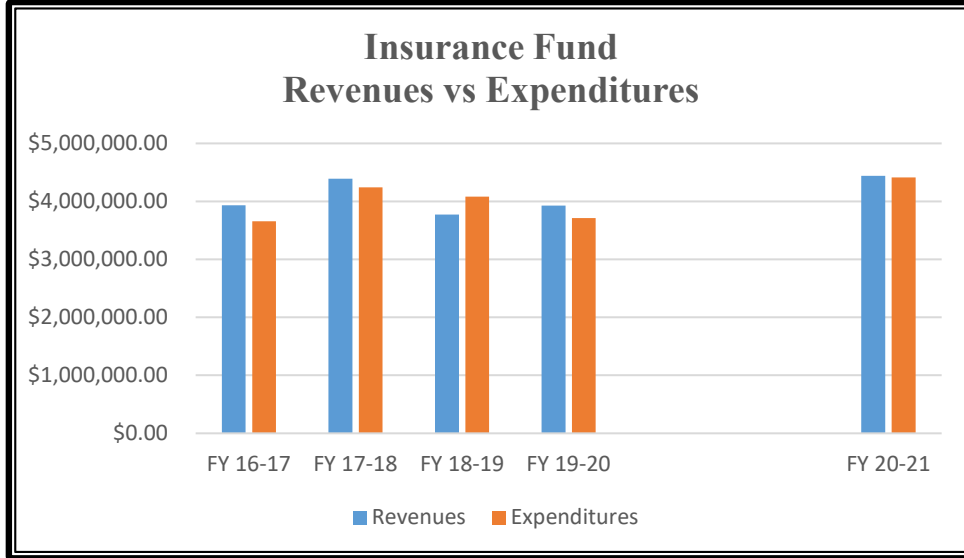
**I. Insurance Fund**

The City is self-insured for health care and revenues for this fund come from employer and employee contributions through payroll deductions and individual payments from retirees and those on COBRA. During the budget process, determinations are made to decide if the City needs to make additional contributions based on fund balance projections. In FY 20-21, the City chose to increase health care premiums for employees. The increase brought each type of coverage to 10% of the employer cost of the plan. Due to anticipated reductions to the fund balance, City Commission approved additional transfers of \$53,547 from General Fund, \$291 from Tourism Fund, \$13,781 from Utility Fund and \$386 from Economic Development Fund for a total of \$68,005 down from \$181,399 last fiscal year.

Revenues are set by the City through employer and employee contributions, so the health of the fund depends on keeping claims at levels which can be supported by current contributions. For FY 20-21, expenditures were estimated and budgeted at \$4,414,503. Expenditures through June were \$2,747,923.43. These expenditures equate to 62.25%, which is better than expected. Revenues came in at \$3,347,164.49 or 75.36% of budget. Included in total revenues are Stop Loss reimbursements of \$248,964.08 which are not budgeted and may need to be accrued back to last fiscal year.

The chart below compares the actual revenues to the expenditures except for FY 20-21 which compares the budgeted revenues to the budgeted expenditures.

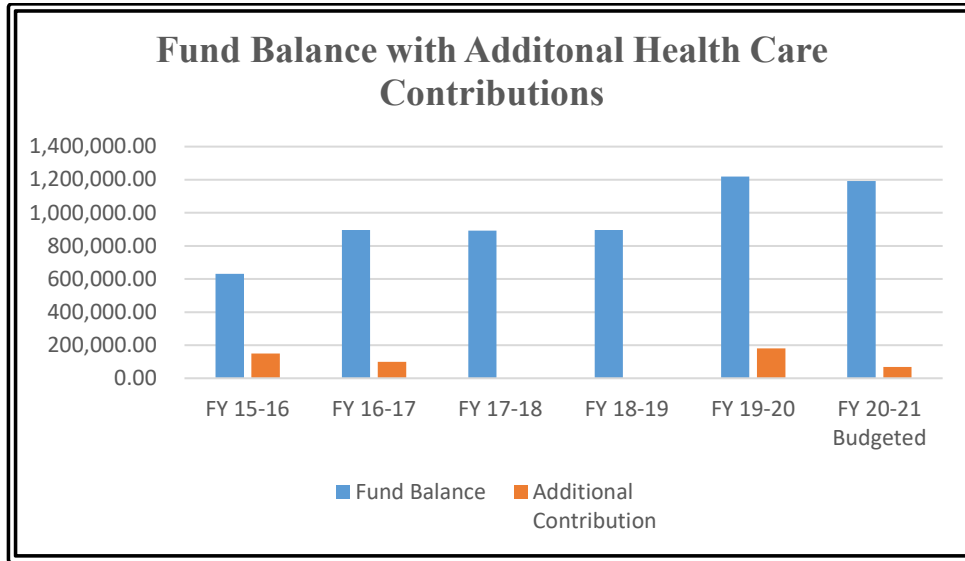




Insurance Fund

Fiscal Year	Actuals	
	Revenues	Expenditures
FY 16-17	\$3,930,837.68	\$3,657,936.14
FY 17-18	\$4,392,469.48	\$4,243,947.73
FY 18-19	\$3,770,660.21	\$4,084,476.06
FY 19-20	\$3,925,944.21	\$3,709,893.55
FY 20-21	\$4,441,302.00	\$4,414,503.00

The following chart depicts a history of fund balances for prior years. The fund balance for FY 20-21 depicted below is what is budgeted and expected to be there at end of FY 20-21. The chart also shows the fiscal years where the City made additional contributions to the health insurance fund.



Fund Balance with Additional Contributions

<u>Fiscal Year</u>	<u>Fund Balance</u>	<u>Additional Contribution</u>
FY 15-16	\$632,000.00	\$150,000.00
FY 16-17	\$895,609.00	\$100,000.00
FY 17-18	\$892,777.67	\$0.00
FY 18-19	\$896,910.10	\$0.00
FY 19-20	\$1,219,266.94	\$181,399.00
FY 20-21 Budgeted	\$1,192,467.94	\$68,005.00

**Overall Revenues & Expenditures**

Overall, revenues for FY 20-21 from all sources are trending as expected at 74.69%.

Overall expenditures are trending better than expected at 60.77%.

Overall Revenues and Expenditures - All Sources  
 Quarter Ended June 30, 2021

Fund	Fund Name	Revenues			Expenditures		
		Amended Budget	Revenues	Percentage	Amended Budget	Expenditures	Percentage
001	General Fund	20,225,025.13	15,323,092.03	75.76%	21,819,880.65	15,123,028.01	69.31%
002	Tourism Fund	567,762.00	374,296.30	65.92%	565,751.00	353,887.27	62.55%
005	PD State Seizure Fund	5,000.00	1,047.10	20.94%	201,628.24	81,505.13	40.42%
009	Law Enforce Off Stand-PD	2,808.34	1,828.34	65.10%	7,808.34	295.00	3.78%
010	Law Enforce Off Stand-Fire	0.00	0.00	0.00%	2,656.00	0.00	0.00%
011	GO Debt Service	1,502,446.00	2,190,979.66	145.83%	1,635,496.89	1,088,122.04	66.53%
012	UF Debt Service	1,602,683.00	1,200,543.87	74.91%	1,406,433.00	252,702.20	17.97%
013	Texas Historical Fund	0.00	0.00	0.00%	56.76	42.57	75.00%
016	PD Stonegarden Grant	187,020.00	34,049.61	18.21%	187,020.00	51,267.45	27.41%
017	PD Borderstar Grant	156,000.00	29,560.97	18.95%	156,000.00	34,472.02	22.10%
023	PD Step Grant	0.00	0.00	0.00%	0.00	320.29	0.00%
025	Building Security Fund	10,000.00	10,605.92	106.06%	10,000.00	130.86	1.31%
026	Golf Course Capital Maint	9,839.00	7,379.25	75.00%	117,000.16	33,461.98	28.60%
027	EMS Fund	22,486.00	22,486.00	0.00%	26,903.00	0.00	0.00%
028	PD Federal Seizure Fund	100.00	54.94	54.94%	30,000.00	0.00	0.00%
030	Red Ribbon Drug Awareness	0.00	0.00	0.00%	58.26	58.26	100.00%
031	Muni Court Technology Fund	11,000.00	9,421.33	85.65%	17,292.00	4,729.07	27.35%
033	CO Series 2016-GF	4,000.00	85.09	2.13%	76,372.00	35,000.00	45.83%
039	CO Series 2002-GF	0.00	0.00	0.00%	5,266.37	5,261.12	99.90%
050	DOJ JAG Grant	13,325.00	9,993.75	75.00%	13,325.00	0.00	0.00%
051	Utility Fund	9,828,881.78	7,239,158.76	73.65%	10,295,744.14	7,286,482.14	70.77%
054	UF Capital Projects	107,953.00	436,619.20	404.45%	954,017.20	689,278.58	72.25%
055	Stormwater Drainage	405,000.00	301,045.13	74.33%	293,900.00	219,600.00	74.72%
062	CO Series 2005-UF	0.00	0.00	0.00%	1,137.58	853.20	75.00%
066	CO Series 2011-UF	83,480.01	62,178.76	74.48%	154,000.00	0.00	0.00%
068	CO Series 2013-Drainage	2,000.00	2,472.80	123.64%	1,455,655.00	11,823.00	0.81%
069	TX CDBG Main Street	282,549.00	32,549.00	11.52%	332,549.00	263,710.50	79.30%
080	Homeland Security Grant	0.00	0.00	0.00%	0.00	-8,538.00	0.00%
084	DEAAG Grant Fund	907,500.00	680,625.00	75.00%	0.00	0.00	0.00%
086	TX CDBG Grant 7218269	101,610.00	133,022.13	130.91%	101,610.00	115,615.00	113.78%
087	Solid Waste Capital Projects	573,750.00	431,644.33	75.23%	560,392.00	375,390.46	66.99%
090	Landfill Closure	367,122.00	275,648.87	75.08%	200,000.00	77,134.38	38.57%
091	GF Capital Projects	0.00	0.00	0.00%	64.58	48.45	75.02%
092	Street Fund	802,000.00	603,440.62	75.24%	1,490,000.00	1,108,545.77	74.40%
093	Park Maintenance	25,000.00	18,750.00	75.00%	50,304.00	25,300.00	50.29%
094	Texas Parks & Wildlife	0.00	0.00	0.00%	359,500.00	335,997.68	93.46%
095	National Trust for Hist Pres	0.00	0.00	0.00%	3,161.38	0.00	0.00%
097	Vehicle Replacement	70,000.00	101,923.81	145.61%	12,348.04	9,261.03	75.00%
098	Economic Development	277,380.75	118,020.76	42.55%	261,856.75	204,331.14	78.03%
100	Transportation Set Aside	850,170.00	58,201.50	6.85%	793,262.00	0.00	0.00%
101	TXCDBG Grant	350,000.00	0.00	0.00%	350,000.00	7,700.00	2.20%
103	COVID19 Cares Act Fund	29,299.92	23,603.89	80.56%	29,299.92	28,805.52	98.31%
105	Vehicle Replacement PD	10,000.00	7,500.00	75.00%	0.00	0.00	0.00%
106	Vehicle Replacement PW	15,266.37	12,761.12	83.59%	0.00	0.00	0.00%

Overall Revenues and Expenditures - All Sources  
 Quarter Ended June 30, 2021

Fund	Fund Name	Revenues			Expenditures		
		Amended Budget	Revenues	Percentage	Amended Budget	Expenditures	Percentage
107	Assistance to FF	20,567.08	0.00	0.00%	20,567.08	0.00	0.00%
108	Patrick Leahy BP Vest Grant	9,170.00	3,438.75	37.50%	9,170.00	0.00	0.00%
109	Coronavirus Emergency	29,841.69	0.00	0.00%	29,841.69	0.00	0.00%
110	Kingsville PD Enhancement	41,330.00	15,498.75	37.50%	41,330.00	0.00	0.00%
111	FEMA COVID19	0.00	0.00	0.00%	0.00	15,252.81	0.00%
112	FEMA Winter Storm	15,808.02	0.00	0.00%	15,808.02	12,882.58	0.00%
113	City-Wide Wastewater	73,668.00	0.00	0.00%	0.00	0.00	0.00%
114	SWB Rural & Tribal Assist	83,147.88	0.00	0.00%	83,147.88	22,071.95	0.00%
115	Tax Notes Series 2021	1,337,346.00	1,363,470.00	101.95%	1,337,346.00	99,371.88	0.00%
116	Drainage Master Plan Loc 7	44,000.00	0.00	0.00%	0.00	0.00	0.00%
117	Drainage Master Plan Loc 1	44,000.00	0.00	0.00%	0.00	0.00	0.00%
118	Drainage Master Plan Loc 3	44,000.00	0.00	0.00%	0.00	0.00	0.00%
119	Drainage Master Plan Loc 4	44,000.00	0.00	0.00%	0.00	0.00	0.00%
120	Property Tax Reserve	166,748.00	156,253.05	93.71%	0.00	0.00	0.00%
122	GLO Hurricane Harvey Mitig	366,787.00	0.00	0.00%	0.00	0.00	0.00%
124	Ed Rachal Foundation Grant	50,000.00	0.00	0.00%	50,000.00	0.00	0.00%
138	Self Insurance	4,441,302.00	3,347,164.49	75.36%	4,414,503.00	2,747,923.43	0.00%
202	Tourism - Façade Grant	30,000.00	22,500.00	75.00%	0.00	0.00	0.00%
203	JK Northway EDA Grant	0.00	0.00	0.00%	557,000.00	0.00	0.00%
204	JK Northway Venue Tax	156,342.86	0.00	0.00%	0.00	0.00	0.00%
Revenue Fund Totals		46,406,515.83	34,662,914.88	74.69%	50,536,462.93	30,713,124.77	60.77%

**REVENUE BUDGET AMENDMENTS**

Revenues:	
Original Budget	44,588,817.00
Current Budget	46,406,515.83
Budget Amendment	<u>1,817,698.83</u>

<b>Ord. No.</b>	<b>Amendment Description</b>	<b>Amount</b>
<b><u>General Fund - 001</u></b>		
2020-48	Park Donations-Walmart 4513-58003	\$ 2,500.00
2020-51	Police Donations-TX Comm Fe CU 2102-72030	\$ 250.00
2020-62	Fire Donations-Exxonmobile 2200-72030	\$ 2,500.00
2021-16	Donations-Uniforms 4514-58003	\$ 4,100.00
2021-17	Donations-Scoreboards 4513-58003	\$ 30,000.00
2021-21	Lease Purchase to Tax Notes 4502-59947	\$ (34,000.00)
2021-21	Lease Purchase to Tax Notes 2102-59947	\$ (240,000.00)
2021-21	Lease Purchase to Tax Notes 2200-59947	\$ (77,515.00)
2021-29	Donations-Equip Maint & Supplies 0000-72030	\$ 1,750.00
2021-38	Donations-Brookshire-Recreational 4513-58003	\$ 10,432.15
2021-38	Donations-League 4514-58003	\$ 3,000.00
2021-54	Donation-Broshears 4400-72030	\$ 100.00
	Total General Fund 001	<u>\$ (296,882.85)</u>
<b><u>Tourism Fund - 002</u></b>		
2021-20	Hazard Pay Transfer 0000-75001	\$ 850.00
2021-40	Donations-Stef & Bec & Big House 1070-72030	\$ 3,837.00
	Total Tourism Fund 002	<u>\$ 4,687.00</u>
<b><u>Law Enforcement Off Stand - 009</u></b>		
2021-11	Grant-Continuing Education 2100-72010	\$ 2,808.34
	Total Law Enforce Off Stand Fund 009	<u>\$ 2,808.34</u>
<b><u>PD Stonegarden - 016</u></b>		
2021-04	Grant - Overtime 2100-72005	\$ 187,020.00
	Total PD Stonegarden Fund 016	<u>\$ 187,020.00</u>
<b><u>PD Borderstar - 017</u></b>		
2020-55	Grant - Overtime 2021 2100-72010	\$ 78,000.00
2021-12	Grant - Overtime 2022 0000-72010	\$ 78,000.00
	Total PD Borderstar Fund 017	<u>\$ 156,000.00</u>

REVENUE BUDGET AMENDMENTS (CONTINUED)

Ord. No.	Amendment Description		Amount
<b><u>EMS Fund - 027</u></b>			
2021-31	Grant-Medical Supplies	2200-72010	\$ 22,486.00
	Total EMS Fund 027		<u>\$ 22,486.00</u>
<b><u>Utility Fund - 051</u></b>			
2021-20	Transfer - Hazard Pay	0000-75001	\$ 16,775.00
	Total Utility Fund 051		<u>\$ 16,775.00</u>
<b><u>Utility Fund Capital Projects Fund - 054</u></b>			
2021-05	Ground Storage Tank Well #14 Addtl	0000-75010	\$ 19,190.00
	Total UF Capital Projects Fund 054		<u>\$ 19,190.00</u>
<b><u>TX CDBG MAIN STREET GRANT #7215270 - 069</u></b>			
2020-53	Grant Received	0000-72010	\$ 250,000.00
2020-53	Cash Match	0000-75001	\$ 32,549.00
	Total TXCDBG Grant Fund 069		<u>\$ 282,549.00</u>
<b><u>TX CDBG Grant #7218269 - 086</u></b>			
2021-03	Grant-Manhole Project Phase 2	0000-72010	\$ 101,610.00
	Total TX CDBG Grant #7218269 Fund 086		<u>\$ 101,610.00</u>
<b><u>Solid Waste Capital Projects Fund - 087</u></b>			
2021-21	Transfer to Tax Notes for garbage trucks	1702-59947	\$ (930,000.00)
	Total SW Capital Projects Fund 087		<u>\$ (930,000.00)</u>
<b><u>Economic Development Fund - 098</u></b>			
2021-20	Transfer - Hazard Pay	0000-75001	\$ 250.00
2021-24	Incentive Agmts-Starbucks & Marshalls	0000-75001	\$ 18,240.75
	Total Economic Development Fund 098		<u>\$ 18,490.75</u>

REVENUE BUDGET AMENDMENTS (CONTINUED)

Ord. No.	Amendment Description		Amount
<b><u>COVID19 Cares Act Fund -103</u></b>			
2021-25	Cares Act Expenditures	1030-59945	\$ 6,515.74
2021-25	Cares Act Expenditures	0000-75001	\$ 22,784.18
	Total COVID19 Cares Act Fund 103		<u>\$ 29,299.92</u>
<b><u>Assistance to Firefighters Fund - 107</u></b>			
2021-47	Federal Grant Revenues	0000-72005	\$ 18,697.35
2021-47	Grant Cash Match	0000-75001	\$ 1,869.73
	Total Assistance to Firefighters Fund 107		<u>\$ 20,567.08</u>
<b><u>PL Bulletproof Vest Partnership Fund - 108</u></b>			
2020-55	Grant for Body Armor	0000-72005	\$ 4,585.00
2020-55	Cash Match	0000-75001	\$ 4,585.00
	Total PL Bulletproof Vest Partnership - 108		<u>\$ 9,170.00</u>
<b><u>Coronavirus Emergency Supplemental Fund - 109</u></b>			
2020-55	Grant for OT	0000-72010	\$ 29,841.69
	Total Coronavirus Emergency Suppl Fund 109		<u>\$ 29,841.69</u>
<b><u>Kingsville PD Enhancement BWC Fund - 110</u></b>			
2020-55	Grant for replacement cameras	0000-72005	\$ 20,665.00
2020-55	Cash Match	0000-75001	\$ 20,665.00
	Total Kingsville PD Enhancement BWC Fund 110		<u>\$ 41,330.00</u>
<b><u>FEMA Winter Storm Event - 112</u></b>			
2021-26	Winter Storm Expenditures	0000-72005	\$ 15,808.02
	Total Winter Storm Event Fund 112		<u>\$ 15,808.02</u>
<b><u>City Wide Wastewater Collection System Improvements - 113</u></b>			
2021-35	Wastewater System Improvements	0000-75068	\$ 73,668.00
	Total City Wide WW Coll Syst Imp Fund 113		<u>\$ 73,668.00</u>

REVENUE BUDGET AMENDMENTS (CONTINUED)

Ord. No.	Amendment Description		Amount
<b><u>SWB Rural &amp; Tribal Assistance Grant - 114</u></b>			
2021-34	Automated License Plate Pkg & Rapiscan	0000-72005	\$ 83,147.88
	Total SWB Rural & Tribal Asst Grant 114		<u>\$ 83,147.88</u>
<b><u>Tax Notes Series 2021 Fund - 115</u></b>			
2021-21	Transfer for Issuance Costs	0000-75001	\$ 55,831.00
2021-21	Note Proceeds	0000-99605	\$ 1,281,515.00
	Total Tax Notes Series 2021 Fund 115		<u>\$ 1,337,346.00</u>
<b><u>Drainage Master Plan Location 7 #40135 Fund - 116</u></b>			
2021-35	Cash Match	0000-75068	\$ 44,000.00
	Total Drainage Master Plan Loc 7 Fund 116		<u>\$ 44,000.00</u>
<b><u>Drainage Master Plan Location 1 #40142 Fund - 117</u></b>			
2021-35	Cash Match	0000-75068	\$ 44,000.00
	Total Drainage Master Plan Loc 1 Fund 117		<u>\$ 44,000.00</u>
<b><u>Drainage Master Plan Location 3 #40143 Fund - 118</u></b>			
2021-35	Cash Match	0000-75068	\$ 44,000.00
	Total Drainage Master Plan Loc 3 Fund 118		<u>\$ 44,000.00</u>
<b><u>Drainage Master Plan Location 4 #40144 Fund - 119</u></b>			
2021-35	Cash Match	0000-75068	\$ 44,000.00
	Total Drainage Master Plan Loc 4 Fund 119		<u>\$ 44,000.00</u>
<b><u>GLO Hurricane Harvey Mitigation Grant Fund - 122</u></b>			
2021-35	Cash Match	0000-75068	\$ 366,787.00
	Total GLO Hurricane Harvery Mitgation Fund 122		<u>\$ 366,787.00</u>
<b><u>Ed Rachal Foundation Grant Fund - 124</u></b>			
2021-45	Grant Proceeds	0000-72037	\$ 50,000.00
	Total GLO Hurricane Harvery Mitgation Fund 122		<u>\$ 50,000.00</u>
	Total Revenue Budget Amendments		<u>\$ 1,817,698.83</u>



**EXPENDITURES BUDGET AMENDMENTS**

Expenditures:	
Original Budget	47,556,544.00
Current Budget	50,536,462.93
Budget Amendment	<u>2,979,918.93</u>

Ord. No.	Amendment Description	Amount
<b>General Fund - 001</b>		
2020-48	Park Donations-Walmart	4513-31499 \$ 2,500.00
2020-51	Police Donations - TX Comm Fed CU	2102-21100 \$ 250.00
2020-53	TX CDBG Grant Carryover Project	6900-80069 \$ 32,549.00
2020-54	Carryover Purchase Orders	1601-31400 \$ 1,760.88
2020-54	Carryover Purchase Orders	1703-41100 \$ 1,646.54
2020-54	Carryover Purchase Orders	2102-71100 \$ 1,324.28
2020-54	Carryover Purchase Orders	2102-71100 \$ 1,401.40
2020-54	Carryover Purchase Orders	2103-21100 \$ 584.00
2020-54	Carryover Purchase Orders	2104-21100 \$ 39.83
2020-54	Carryover Purchase Orders	3050-31400 \$ 1,500.00
2020-54	Carryover Purchase Orders	4503-21700 \$ 4,600.00
2020-54	Carryover Purchase Orders	4503-31400 \$ 1,295.00
2020-54	Carryover Purchase Orders	4503-59100 \$ 18,397.78
2020-54	Carryover Purchase Orders	4503-71309 \$ 2,614.27
2020-54	Carryover Purchase Orders	4513-31499 \$ 1,996.46
2020-55	PL Bulletproof Vest Grant Cash Match	6900-80108 \$ 4,585.00
2020-55	KV PD Enhancement BWC Cash Match	6900-80110 \$ 20,665.00
2020-62	Donation-Exxonmobile	2200-41400 \$ 2,500.00
2021-02	Mower for Code Compliance	1603-71200 \$ 13,750.00
2021-16	Donations-Uniforms	4514-21200 \$ 4,100.00
2021-20	Hazard Pay	13100 \$ 84,975.00
2021-20	Transfers for Hazard Pay	6900-80002 \$ 850.00
2021-20	Transfers for Hazard Pay	6900-80051 \$ 16,775.00
2021-20	Transfers for Hazard Pay	6900-80098 \$ 250.00
2021-21	Lease Purchase to Tax Notes	4502-71200 \$ (34,000.00)
2021-21	Lease Purchase to Tax Notes	2102-71100 \$ (240,000.00)
2021-21	Lease Purchase to Tax Notes	2200-71100 \$ (77,515.00)
2021-21	Transfers to Tax Note-Cost Issuance	6900-80115 \$ 55,831.00
2021-22	Tax Note Payment	4502-64200 \$ (5,416.16)
2021-22	Tax Note Payment	2102-64200 \$ (38,231.69)
2021-22	Tax Note Payment	2200-64200 \$ (12,348.04)
2021-24	Transfer-Incentive Payments	6900-80098 \$ 18,240.75

## EXPENDITURE BUDGET AMENDMENTS (CONTINUED)

Ord. No.	Amendment Description		Amount
2021-25	CARES ACT Transfers	6900-80103	\$ 22,784.18
2021-27	Additional Audit Fees	1801-31470	\$ 15,000.00
2021-29	Donation-Equip Maint & Supplies	2200-41400	\$ 1,750.00
2021-30	Additional Overtime	21xx-11200	\$ 120,000.00
2021-30	Additional Overtime	21xx-11400	\$ 10,620.00
2021-30	Additional Overtime	21xx-11500	\$ 9,180.00
2021-30	Additional Overtime	21xx-11700	\$ 97.00
2021-30	Additional Overtime	21xx-12300	\$ 260.00
2021-38	Donation-Brookshire Foundation	4513-21700	\$ 3,130.00
2021-38	Donation-Brookshire Foundation	4513-31497	\$ 1,000.00
2021-38	Donation-Brookshire Foundation	4513-31496	\$ 1,000.00
2021-38	Donation-Brookshire Foundation	4513-31499	\$ 5,302.15
2021-38	Donation-Brookshire Foundation	4514-21700	\$ 3,000.00
2021-39	Addtl Health Care Costs	4503-11600	\$ 4,700.00
2021-47	Grant Cash Match	6900-80107	\$ 1,869.73
2021-54	Donation-Broshears	4400-31488	\$ 100.00
2021-55	Testing Site Parking Lot	3050-21194	\$ 14,704.00
2021-56	Additional Overtime & Vehicle Maint	1702-11100	\$ 26,000.00
2021-56	Additional Overtime & Vehicle Maint	1702-11200	\$ 10,000.00
2021-56	Additional Overtime & Vehicle Maint	1702-41100	\$ 34,000.00
Total General Fund 001			<u>\$ 171,967.36</u>
<b><u>Tourism Fund - 002</u></b>			
2021-20	Hazard Pay Transfer	1071-13100	\$ 850.00
2021-40	Donation Stef & Bec & Big House Burger	1071-31441	\$ 2,700.00
2021-40	Donation Stef & Bec & Big House Burger	1071-23200	\$ 1,137.00
Total Tourism Fund 002			<u>\$ 4,687.00</u>
<b><u>PD Seizure Fund - 005</u></b>			
2020-54	Carryover Purchase Orders	2100-22501	\$ 7,652.90
2020-57	Narcotics Detection K-9	2100-71200	\$ 9,000.00
2021-18	Wearable Safety Lights	2100-21700	\$ 6,324.45
2021-19	Liberator IF Headsets	2100-21700	\$ 1,433.52
Total PD Seizure Fund 005			<u>\$ 24,410.87</u>

**EXPENDITURES BUDGET AMENDMENT (CONTINUED)**

<b>Ord. No.</b>	<b>Amendment Description</b>		<b>Amount</b>
<b><u>Law Enforcement Off Stand - 009</u></b>			
2021-11	Grant-Training & Travel	2100-31600	\$ 2,808.34
	Total Law Enforce Off Stand Fund 009		<u>\$ 2,808.34</u>
<b><u>GO Debt Service Fund - 011</u></b>			
2021-22	Tax Note Payment	5100-61100	\$ 195,000.00
2021-22	Tax Note Payment	5100-62100	\$ 7,000.00
2021-22	Tax Note Payment	5100-63100	\$ 1,863.89
	Total GO Debt Service Fund 011		<u>\$ 203,863.89</u>
<b><u>PD Stonegarden - 016</u></b>			
2021-04	Grant - Overtime	2100-11224	\$ 97,157.58
2021-04	Grant - Overtime	2100-11525	\$ 8,549.87
2021-04	Grant - Overtime	2100-11425	\$ 7,432.55
2021-04	Grant - Overtime	2100-21529	\$ 11,880.00
2021-04	Grant - Overtime	2100-71117	\$ 62,000.00
	Total PD Stonegarden Fund 016		<u>\$ 187,020.00</u>
<b><u>Local Border Security Program - 017</u></b>			
2020-55	Grant Program for OT	2100-11200	\$ 66,952.79
2020-55	Grant Program for Retirement	2100-11400	\$ 5,925.32
2020-55	Grant Program for FICA	2100-11500	\$ 5,121.89
2021-12	Grant Program for OT	2100-11201	\$ 66,953.00
2021-12	Grant Program for Retirement	2100-11400	\$ 5,925.00
2021-12	Grant Program for FICA	2100-11500	\$ 5,122.00
	Total PD Local Border Security Program Fund 017		<u>\$ 156,000.00</u>
<b><u>Golf Course Capital Maintenance - 026</u></b>			
2020-58	Rollover Project - Greens Maintenance	4502-59100	\$ 111,584.00
	Total Golf Course Capital Maint Fund 026		<u>\$ 111,584.00</u>
<b><u>EMS Fund - 027</u></b>			
2021-31	Grant for Medical Supplies	2200-21100	\$ 22,486.00
	Total EMS Fund 027		<u>\$ 22,486.00</u>

**EXPENDITURES BUDGET AMENDMENT (CONTINUED)**

<b>Ord. No.</b>	<b>Amendment Description</b>		<b>Amount</b>
<b><u>CO Series 2016 Fund - 033</u></b>			
2021-23	Rolled Over Irrigation Projct	1030-71310	\$ 35,000.00
	Total CO Series 2016 Fund 033		<u>\$ 35,000.00</u>
<b><u>Utility Fund - 051</u></b>			
2020-54	Carryover Purchase Orders	6202-22800	\$ 25,439.10
2020-54	Carryover Purchase Orders	6202-54200	\$ 10,700.00
2020-54	Carryover Purchase Orders	6202-22800	\$ 15,150.00
2020-56	Carryover Purchase Orders	7003-31400	\$ 7,740.00
2020-56	Carryover Purchase Orders	7001-54300	\$ 600.00
2021-05	Addtl Funds-Ground Storage Tank	6900-80054	\$ 19,190.00
2021-10	Water System Risk & Resilience Assessm	6002-31400	\$ 26,000.00
2021-20	Hazard Pay	13100	\$ 16,775.00
2021-28	In Kind Engineering Services	8000-11100	\$ 56,908.00
2021-32	Addtl Costs for Engineering Division	8000-31400	\$ 5,120.03
2021-43	Addtl Operating Costs	8000-11100	\$ 13,900.00
2021-43	Addtl Operating Costs	8000-11200	\$ 1,000.00
2021-43	Addtl Operating Costs	8000-11400	\$ 100.00
2021-43	Addtl Operating Costs	8000-11600	\$ 14,550.00
2021-43	Addtl Operating Costs	8000-11800	\$ 250.00
2021-43	Addtl Operating Costs	8000-21500	\$ 400.00
2021-43	Addtl Operating Costs	8000-31500	\$ 125.00
2021-43	Addtl Operating Costs	8000-31660	\$ 1,563.00
2021-43	Addtl Operating Costs	8000-31700	\$ 186.00
2021-43	Addtl Operating Costs	8000-41400	\$ 938.00
	Total Utility Fund 051		<u>\$ 216,634.13</u>
<b><u>Utility Fund Capital Projects - 054</u></b>			
2020-52	Carryover Purchase Orders	7002-72100	\$ 115,428.00
2020-54	Carryover Purchase Orders	7002-72100	\$ 16,000.00
2021-05	Ground Storage Tank	6002-72100	\$ 19,190.00
	Total Utility Fund Capital Projects Fund 054		<u>\$ 150,618.00</u>

**EXPENDITURES BUDGET AMENDMENTS (CONTINUED)**

<b>Ord. No.</b>	<b>Amendment Description</b>		<b>Amount</b>
<b><u>CO Series 2013 Drainage - 068</u></b>			
2021-35	Cash Match Transfer	6900-80113	\$ 73,668.00
2021-35	Cash Match Transfer	6900-80116	\$ 44,000.00
2021-35	Cash Match Transfer	6900-80117	\$ 44,000.00
2021-35	Cash Match Transfer	6900-80118	\$ 44,000.00
2021-35	Cash Match Transfer	6900-80119	\$ 44,000.00
2021-35	Cash Match Transfer	6900-80122	\$ 366,787.00
Total CO Series 2013 Drainage Fund 068			<u>\$ 616,455.00</u>
<b><u>TXCDBG Main St Grant #7219012 - 069</u></b>			
2020-53	Carry Over CDBG Grant Project	1604-59100	\$ 300,000.00
2020-53	Carry Over CDBG Grant Project	1604-31400	\$ 23,714.00
2020-53	Carry Over CDBG Grant Project	1604-31400	\$ 8,835.00
Total TXCDBG Main St Grant Fund 069			<u>\$ 332,549.00</u>
<b><u>TX CDBG Grant #7218269 - 086</u></b>			
2021-03	Grant-Manhole Project Phase 2	7003-64111	\$ 101,610.00
Total TX CDBG Grant #7218269 Fund 086			<u>\$ 101,610.00</u>
<b><u>Solid Waste Capital Projects Fund - 087</u></b>			
2021-21	Transfer to Tax Notes for garbage trucks	1702-71200	\$ (930,000.00)
2021-22	Tax Note Payment	1702-64200	\$ (147,868.00)
Total SW Capital Projects Fund 087			<u>\$ (1,077,868.00)</u>
<b><u>Street Maintenance Fund</u></b>			
2021-53	Additional Street Projects	3050-52100	\$ 140,000.00
Total Park Maintenance Fund 093			<u>\$ 140,000.00</u>
<b><u>Park Maintenance Fund - 093</u></b>			
2020-54	Carryover Purchase Orders	4503-21700	\$ 2,000.00
Total Park Maintenance Fund 093			<u>\$ 2,000.00</u>

**EXPENDITURES BUDGET AMENDMENT (CONTINUED)**

<b>Ord. No.</b>	<b>Amendment Description</b>		<b>Amount</b>
<b><u>Economic Development Fund - 098</u></b>			
2021-20	Transfer - Hazard Pay	0000-75001	\$ 250.00
2021-24	Incentive Agmts-Starbucks & Marshalls	0000-75001	\$ 18,240.75
	Total Economic Development Fund 098		<u>\$ 18,490.75</u>
<b><u>Safe Routes To School Grant Fnd - 100</u></b>			
2021-28	In Kind Engineering Services	3050-31400	\$ (56,908.00)
	Total Safe Routes To School Grant Fund 100		<u>\$ (56,908.00)</u>
<b><u>COVID19 Cares Act Fund -103</u></b>			
2021-25	Cares Act Expenditures	1030-11xxx	\$ 13,297.01
2021-25	Cares Act Expenditures	1030-2xxx	\$ 15,964.92
2021-25	Cares Act Expenditures	1030-31100	\$ 37.99
	Total COVID19 Cares Act Fund 103		<u>\$ 29,299.92</u>
<b><u>Assistance to Firefighters Grant Fund - 107</u></b>			
2021-47	Grant-Medical Supplies	2200-22400	\$ 20,567.08
	Total Assistance to FF Grant Fund 107		<u>\$ 20,567.08</u>
<b><u>Patrick Leahy Bulletproof Vest Partnership Fund - 108</u></b>			
2020-55	Grant Funding for Police Body Armor	2100-21200	\$ 9,170.00
	Total PL Bulletproof Vest Partnership Fund 108		<u>\$ 9,170.00</u>
<b><u>Coronavirus Emergency Supplemental Fund - 109</u></b>			
2020-55	Grant Funding for Overtime	2100-11200	\$ 25,615.18
2020-55	Grant Funding for Retirement	2100-11400	\$ 2,269.95
2020-55	Grant Funding for FICA	2100-11500	\$ 1,956.56
	Total Coronavirus Emerg Suppl Fund 109		<u>\$ 29,841.69</u>
<b><u>Kingsville PD Enhancement BWC Fund - 110</u></b>			
2020-55	Grant for Replacement Cameras	2100-21700	\$ 41,330.00
	Total KV PD Enhancement BWC Fund 110		<u>\$ 41,330.00</u>

**EXPENDITURES BUDGET AMENDMENTS (CONTINUED)**

<b>Ord. No.</b>	<b>Amendment Description</b>		<b>Amount</b>
<b><u>FEMA Winter Storm Event - 112</u></b>			
2021-26	Winter Storm Expenditures	0000-72005	\$ 15,808.02
	Total Winter Storm Event Fund 112		<u>\$ 15,808.02</u>
<b><u>SWB Rural &amp; Tribal Assistance Grant - 114</u></b>			
2021-34	Automated License Plate Pkg & Rapiscan	2100-71200	\$ 83,147.88
	Total SWB Rural & Tribal Asst Grant Fund 114		<u>\$ 83,147.88</u>
<b><u>Tax Notes Series 2021 Fund - 115</u></b>			
2021-21	Transfer for Issuance Costs	0000-75001	\$ 55,831.00
2021-21	Note Proceeds	0000-99605	\$ 1,281,515.00
	Total Tax Notes Series 2021 Fund 115		<u>\$ 1,337,346.00</u>
<b><u>Ed Rachal Foundation Grant Fund - 124</u></b>			
2021-45	Grant-Minor Equipment	2102-21700	\$ 50,000.00
	Total SWB Rural & Tribal Asst Grant Fund 114		<u>\$ 50,000.00</u>
	Total Expenditures Budget Amendments		<u>\$ 2,979,918.93</u>

## Accounts Receivable

There are several categories of accounts receivable to notate and include the following:

- Property Taxes (20700) – the County Tax Assessor collects property taxes and submits payments to the City. As of the end of the third quarter, June 30, 2021, delinquent property taxes were \$834,510.43. There is a corresponding allowance for uncollectible accounts (21920) in the amount of \$407,943.16 leaving an anticipated collection of \$426,567.27. Linebarger is the collection agency that collects on this receivable. The allowance account is adjusted during the year end process.
- Ambulance Services (21200) – billings sent out go directly to this receivable, while collections are booked to revenue. There are large adjustments to this receivable throughout the year due to medical provider discounts. As of June 30, 2021, the receivable was \$6,366,323.37. There is a corresponding \$6,331,298.87 allowance for uncollectible accounts (21900) leaving an anticipated collection amount of \$35,024.50. Allowance accounts are always adjusted during the year end process and still needs to be adjusted. We have contracted with a company to provide collection services.
- Sanitation Service (21301) – this is for garbage sales for both residential and commercial accounts. As of June 30, 2021, this receivable was \$436,028.77. There is a corresponding allowance for uncollectible accounts (21910) in the amount of \$339,436.28 leaving an anticipated collection amount of \$96,592.49. Year-end entries have not been completed yet. These accounts have been sent to the collection services company. The allowance account is adjusted during the year end process.
- Liens – these receivables come about when the City performs work for code enforcement violations. When the homeowner does not pay their bill, the only means to collect this obligation is to file a lien against the property. It usually stays unpaid until the property is sold, and it becomes part of the property settlement. Linebarger is used for collection services. As of June 30, 2021, the following balances existed:
  - Demolition Liens (51001) \$170,050.51
  - Paving Liens (51002) \$1,317.80
  - Abatement of Noxious Matter (51003) \$122,547.95
  - Weed Liens (51004) \$481,093.46
  - Total Liens A/R \$775,009.72

There is a corresponding allowance for uncollectible accounts (22105) in the amount of \$692,500.10 leaving an anticipated collection amount of \$82,509.62.

Water Accounts (21500 & 21505) – this is for water service for both residential and commercial customers. As of June 30, 2021, this receivable was \$741,611.97.

- Sewer Accounts (21601) – this is for sewer service for both residential and commercial customers. As of June 30, 2021, this receivable was \$518,052.73. There is a corresponding allowance for uncollectible accounts (22100) of \$722,166.77 for both water and sewer accounts receivable leaving an anticipated collection of \$537,497.93.

The new collection services company will be used for water and sewer receivables.



**Budgeted Capital Outlay Status**

Department	Description	Approved Budget	Actual Costs	Status
<b>General Fund 001</b>				
Commission	City Records Restoration (Yr. 4 & 5) 001-5-1000-31400	\$44,000		Outstanding May roll to next FY
Facilities	Concrete Pad for Recycle 001-5-1805-59100 001-5-3050-52100	\$10,500	\$17,500	Completed Increase due to larger concrete pad
Facilities	Dr. Pepper Bldg Roof Replacement 001-5-1805-71300	\$40,000	\$39,795	Completed
Facilities	Police Dept Fire System Replacement 001-5-1805-71300	\$28,000	\$26,320	Completed
Police	(4) Chevy Tahoes 001-5-2102-71100	\$240,000	\$271,313	Ordered – At Outfitters
Fire	Command Vehicle 001-5-2200-71100	\$77,515	\$77,515	Ordered-At Outfitters
Streets	Recycling Center Parking Lot 001-5-3050-52100	\$30,676		Outstanding No estimated time for completion
Streets	Skagg Mower 001-5-3050-71200	\$23,400	\$13,750	Completed
Golf	Backhoe 001-5-4502-71200	\$34,000	\$31,639	Completed
<b>Utility Fund 051</b>				
WW North	Lift Station Roof 051-5-7001-54300	\$11,265	\$11,265	Completed
WW South	Lift Station Roof 051-7002-54300	\$9,390	\$9,390	Completed
WW South	Skagg Cheetah Mower 051-5-7002-71200	\$9,800	\$9,800	Completed
<b>UF Capital Projects 054</b>				
Water Prod	84K Ground Storage Tank 054-5-6002-72100	\$125,000	\$144,190	Awarded to Hebert – being worked on
<b>CO Series 2011 Fund 066</b>				
WW Sewer	(2) 100 HP Submersible Dry Pit Pumps 066-5-7003-71200	\$154,000		Need to go out for bid, but need Engineering assistance –

Department	Description	Approved Budget	Actual Costs	Status
				will increase budgeted costs
<b>Solid Waste Capital Projects 087</b>				
Sanitation	(3) Garbage Trucks 087-5-1702-7100	\$930,000		Ordered Being built
<b>Parks Maintenance Fund 093</b>				
Parks	John Deere Mower 093-5-4503-71200	\$13,304	\$13,300	Completed
Parks	DKP Trail Development 093-5-4503-71228	\$25,000		Not started – working on other grant related projects
Parks	Installation of Playground Equipment 093-5-4503-71200	\$10,000	\$10,000	Completed

**Interdepartmental Transfers**

Resolution 2016-62 allows transfers between departments in the same fund without Commission approval if those transfers do not increase a department’s appropriation by more than 10%. Interdepartmental transfers above 10% must be documented and provided to Commissioners on a quarterly basis through the Quarterly Budget Report. Currently there are no transfers that meet the 10% notification requirement.

**Intradepartmental Transfers**

Resolution 2016-62 allows intradepartmental transfers between account codes within a department but requires transfers greater than \$5,000 to be documented and provided to Commissions on a quarterly basis through the Quarterly Budget Report.

Budget Transfers Over \$5,000					
Transfer From			Transfer To		
Account No.	Account Name	Amount	Account No.	Account Name	Amount
<b>GLPKT40088</b>					
094-5-4503-59100	Grounds & Perm Fixtures	(130,343.40)	094-5-4503-71223	Parks-Field Improvements	130,343.40
Reclass budget to capital expenditure					
<b>GLPKT42431</b>					
001-5-1805-51102	Building Maint-Muni Bldg	(30,000.00)	001-5-1805-51100	Building Maintenance	30,000.00
To cover negative line item.					
<b>GLPKT42869</b>					
001-5-1100-12900	Safety Incentive	(7,700.00)	001-5-1100-21110	Employee Recognition	1,536.40
			001-5-1100-21700	Minor Equipment	163.60
			001-5-1100-31900	Catering	1,000.00
			001-5-1100-32500	Medical Treatment	5,000.00
To cover negative line items					<u>7,700.00</u>

**Budget Transfers Over \$5,000**

Transfer From			Transfer To		
Account No.	Account Name	Amount	Account No.	Account Name	Amount
<b>GLPKT43097</b>					
051-5-7001-54300	Utility Plant	(10,000.00)	051-5-7001-31500	Printing & Publishing	800.00
051-5-7003-54300	Utility Plant	(8,500.00)	051-5-7002-31500	Printing & Publishing	700.00
		<u>(18,500.00)</u>	051-5-7002-41400	Equipment Maintenance	2,200.00
			051-5-7003-31400	Professional Services	6,800.00
			051-5-7003-41400	Equipment Maintenance	<u>8,000.00</u>
					18,500.00

To cover negative line items.

<b>GLPKT43226</b>					
001-5-2200-211700	Minor Equipment	(6,000.00)	001-5-2200-34200	CC Discount Fees	102.55
			001-5-2200-41100	Vehicle Maintenance	1,600.00
			001-5-2200-41400	Equipment Maintenance	<u>4,297.45</u>
					6,000.00

To cover negative line items.

<b>GLPKT43244</b>					
098-5-1060-35501	Incentive Agmt -Neessen	(11,923.38)	098-5-1060-35502	Incentive Agmt-Starbucks	11,923.38

To reallocate budget for Incentive Agmt Payments

<b>GLPKT43342</b>					
001-5-1702-11100	Salaries	(42,210.00)	001-5-1701-11200	Overtime	42,210.00

To cover estimated shortage.

<b>GLPKT43344</b>					
051-5-7001-54300	Utility Plant	(8,000.00)	051-5-7003-41100	Vehicle Maintenance	8,000.00

To cover Vactor repairs

<b>GLPKT43416</b>					
001-5-2200-21200	Uniforms	(8,000.00)	001-5-2200-21400	Chemicals	2,600.00
001-5-2200-21700	Minor Equipment	(5,000.00)	001-5-2200-31400	Professional Services	10,000.00
001-5-2200-31300	Postage & Freight	(200.00)	001-5-2200-31700	Memberships	1,000.00
001-5-2200-31500	Printing & Publishing	(250.00)	001-5-2200-32400	Laundry	500.00
001-5-2200-31620	Training & Travel-Chief	(5,000.00)	001-5-2200-41100	Vehicle Maintenance	<u>5,850.00</u>
001-5-2200-31900	Catering	(500.00)			19,950.00
001-5-2200-32500	Medical Treatment	<u>(1,000.00)</u>			
		(19,950.00)			

To cover EA's

<b>GLPKT43421</b>					
001-5-1701-11200	Overtime	(11,565.00)	001-5-1702-11200	Overtime	42,210.00
001-5-1702-11100	Salaries	<u>(30,645.00)</u>			
		(42,210.00)			

To cover estimated shortage.

<b>GLPKT43422</b>					
001-5-2102-11100	Salaries	(84,985.00)	001-5-2102-11200	Overtime	80,000.00
			001-5-2102-11400	Retirement	<u>4,985.00</u>
					84,985.00

To cover estimated shortages.

**Budget Transfers Over \$5,000**

Transfer From			Transfer To		
Account No.	Account Name	Amount	Account No.	Account Name	Amount
<b>GLPKT43430</b>					
001-5-4503-11200	Overtime	(8,658.00)	001-5-4503-11100	Salaries	700.00
			001-5-4503-11500	FICA	341.00
			001-5-4503-11600	Group Health	7,010.00
			001-5-4503-11800	Unemployment	607.00
					<u>8,658.00</u>

To cover estimated shortages.

<b>GLPKT43432</b>					
001-5-3030-11100	Salaries	(28,380.00)	001-5-3030-11200	Overtime	23,380.00

To cover estimated shortages.

<b>GLPKT43433</b>					
001-5-2200-11100	Salaries	(13,285.00)	001-5-2200-12200	Certification	13,285.00

To cover estimated shortages.

<b>GLPKT43444</b>					
001-5-1602-11100	Salaries	(11,763.00)	001-5-1602-21194	COVID19	251.75
001-5-1602-11200	Overtime	(560.00)	001-5-1602-31100	Communications	1,966.00
001-5-1602-11400	Retirement	(1,089.00)	001-5-1602-31400	Professional Services	13,400.00
001-5-1602-11500	FICA	(1,296.00)	001-5-1602-64100	Operating Lease	266.94
001-5-1602-21700	Minor Equipment	(200.00)			<u>15,884.69</u>
001-5-1602-22500	Educational Materials	(100.00)			
001-5-1602-31600	Training & Travel	(776.69)			
001-5-1602-32400	Laundry	(100.00)			
		<u>(15,884.69)</u>			

To cover negative line items.

<b>GLPKT43450</b>					
001-5-1701-11200	Overtime	(13,914.00)	001-5-1703-11200	Overtime	11,233.00
			001-5-1703-11400	Retirement	2,262.00
			001-5-1703-11800	Unemployment	44.00
			001-5-1703-21194	COVID19	375.00
					<u>13,914.00</u>

To cover estimated shortages.

<b>GLPKT43452</b>					
001-5-1801-11200	Overtime	(456.00)	001-5-1801-21194	COVID19	456.00
001-5-1801-31640	Training & Travel-Admin	(5,000.00)	001-5-1801-31470	Prof Svcs-Audit	10,000.00
001-5-1801-31641	Training & Travel-Purch	(5,000.00)			<u>10,456.00</u>
		<u>(10,456.00)</u>			

To cover estimated shortages.

<b>GLPKT43454</b>					
001-5-1805-21200	Uniforms	(2,542.00)	001-5-1805-21194	COVID19	5,062.15
001-5-1805-21500	Motor Gas & Oil	(1,038.00)			
001-5-1805-21700	Minor Equipment	(1,482.15)			
		<u>(5,062.15)</u>			

To cover estimated shortage.

**Budget Transfers Over \$5,000**

Transfer From			Transfer To		
Account No.	Account Name	Amount	Account No.	Account Name	Amount
<b>GLPKT43458</b>					
001-5-2101-11100	Salaries	(13,955.00)	001-5-2104-11100	Salaries	29,999.00
001-5-2101-11200	Overtime	(2,965.00)	001-5-2104-11300	Longevity	1,776.00
001-5-2101-11300	Longevity	(229.00)	001-5-2104-11500	FICA	3,842.00
001-5-2101-11500	FICA	(2,028.00)	001-5-2104-11900	Education	891.00
001-5-2101-31630	Training & Travel-Chief	(2,000.00)	001-5-2104-12200	Certification	946.00
001-5-2102-21200	Uniforms	(5,304.00)	001-5-2104-12300	Life Insurance	27.00
001-5-2105-32300	Utilities	(10,000.00)			<u>37,481.00</u>
001-5-2105-41400	Education	(1,000.00)			
		<u>(37,481.00)</u>			

To cover estimated shortages.

<b>GLPKT43470</b>					
002-5-1071-11100	Salaries	(3,410.00)	002-5-1071-11200	Overtime	3,410.00
002-5-1071-21100	Supplies	(768.00)	002-5-1071-11400	Retirement	769.00
002-5-1071-11800	Unemployment	(371.00)	002-5-1071-11500	FICA	370.00
002-5-1071-21500	Motor Gas & Oil	(100.00)	002-5-1071-31400	Professional Services	100.00
002-5-1071-31441	Special Events	(6,917.44)	002-5-1071-59100	Grounds & Perm Fixtures	6,917.44
		<u>(11,566.44)</u>			<u>11,566.44</u>

To cover estimated shortages.

<b>GLPKT43835</b>					
001-5-2102-31613	Training & Tvl-Academy	(7,806.42)	001-5-2102-21700	Uniforms	7,806.42

To cover negative line item.

<b>GLPKT43977</b>					
001-5-3050-52100	Street & Bridge	(10,000.00)	001-5-3050-41100	Vehicle Maintenance	20,000.00
001-5-3050-52200	Signs & Signals	(10,000.00)			
		<u>(20,000.00)</u>			

To cover estimated vehicle maintenance repairs

<b>GLPKT44314</b>					
001-5-3050-52100	Street & Bridge	(5,857.00)	001-5-3050-31800	Equipment Rent	5,857.00

To cover motor grader rental during other equipment repair.

<b>GLPKT44370</b>					
051-5-8000-31400	Professional Services	(6,324.44)	051-5-8000-21200	Uniforms	24.90
			051-5-8000-21500	Motor Gas & Oil	10.53
			051-5-8000-31410	Prof Svc-Software Maint	6,146.27
			051-5-8000-31500	Printing & Publishing	34.78
			051-5-8000-31700	Memberships	107.96
					<u>6,324.44</u>

### Estimated Fund Balances

The schedule below represents the estimated Fund Balance for each fund. The Beginning Fund Balance has not been audited. Current year fund balance is based on the beginning fund balance plus budgeted revenues, transfers in and revenue budget amendments, less budgeted expenditures, transfers out and expenditures budget amendments. If actual revenues and expenditures differ from what was budgeted, there would be either a positive or negative change to the estimated ending fund balance.

For General Fund and Utility Fund, the City established a Fund Balance Policy in 2008 and amended it by Resolution 2011-54 on September 26, 2011. It dictates that the City will maintain a minimum unassigned fund balance in its General Fund-001 and Utility Fund-051 of 25% of the subsequent year’s budgeted expenditures and outgoing transfers. On September 25, 2017, the Commission amended the policy by Resolution 2017-67 that would allow both the General Fund and Utility Fund to be dropped to 20% for a special capital project or capital purchase. If either fund balance would drop to the 20% level, there would be a five-year period to bring the fund balance back up to the 25% level.

### Governmental Funds

Fund	General Funds	FY 20-21 Audited Beginning Fund Balance	Budgeted Revenues	Budgeted Transfers In	Budgeted Expenditures	Budgeted Transfers Out	FY 20-21 Estimated Ending Fund Balance
<b>001</b>	<b>General</b>	<b>8,838,657.25</b>	<b>18,561,490.59</b>	<b>1,663,534.54</b>	<b>21,035,652.99</b>	<b>784,227.66</b>	<b>7,243,801.73</b>
025	Bldg Security	8,391.67	10,000.00	0.00	10,000.00	0.00	8,391.67
026	Golf Cap Maint	118,995.48	0.00	9,839.00	111,584.00	5,416.16	11,834.32
087	SW Cap Project	531,053.97	573,750.00	0.00	347,582.00	212,810.00	544,411.97
090	Landfill Closure	1,618,699.71	270,650.00	96,472.00	200,000.00	0.00	1,785,821.71
091	GF Cap Project	1,329.60	0.00	0.00	0.00	64.58	1,265.02
092	Street	948,921.57	802,000.00	0.00	1,340,000.00	150,000.00	260,921.57
093	Park Maintenance	44,088.69	0.00	25,000.00	50,304.00	0.00	18,784.69
096	Insur Recovery	0.00	0.00	0.00	0.00	0.00	0.00
097	Veh Replac-Fire	81,052.12	70,000.00	0.00	0.00	12,348.04	138,704.08
098	Economic Devel	36,579.43	106,000.00	171,380.75	261,470.75	386.00	52,103.43
103	COVID19 Event	0.00	6,515.74	22,784.18	29,299.92	0.00	0.00
105	Veh Replace-PD	0.00	0.00	10,000.00	0.00	0.00	10,000.00
106	Veh Replace-PW	0.00	0.00	15,266.37	0.00	0.00	15,266.37
111	FEMA Covid 19	0.00	0.00	0.00	0.00	0.00	0.00
112	Winter Storm Evt	0.00	15,808.02	0.00	15,808.02	0.00	0.00
115	Tax Notes 2021	0.00	1,281,515.00	55,831.00	1,337,346.00	0.00	0.00
120	Prop Tax Reserve	193,934.79	166,748.00	0.00	0.00	0.00	360,682.79
121	ARP SL Fiscal Rcov	0.00	0.00	0.00	0.00	0.00	0.00
123	Economic Dev Prog	0.00	0.00	0.00	0.00	0.00	0.00
126	GF Tax Note 2022	0.00	0.00	0.00	0.00	0.00	0.00
<b>Totals</b>		<b>12,421,704.28</b>	<b>21,864,477.35</b>	<b>2,070,107.84</b>	<b>24,739,047.68</b>	<b>1,165,252.44</b>	<b>10,451,989.35</b>

To verify the ending fund balance for General Fund 001, budgeted expenditures, and budgeted transfers out for FY 20-21 are:

- Budgeted Expenditures and Transfers Out for FY 20-21 are \$21,819,880.65 less the capital lease recordation of \$351,515 (Police Vehicles, Fire Command Vehicle & Golf Backhoe Capital Lease) = \$21,468,365.65
- Minimum required fund balance = actual total expenditures of \$21,468,365.65 x 25% = \$5,367,091.42
- The estimated ending fund balance of \$7,243,801.73 for FY 20-21 has a surplus reserve of \$1,876,710.31 (\$7,243,801.73 less minimum requirement \$5,367,091.42)
- Estimated Ending Fund Balance for FY 20-21 is 33.74% (Est ending fund balance \$7,243,801.73 divided by total expenditures less capital lease recordation \$21,468,365.65)

- Fund 001 – General Fund
- Fund 026 – Golf Course Capital Maint
- Fund 090 – Landfill Closure Fund
- Fund 092 – Street Fund
- Fund 096 – Insurance Claim Recovery
- Fund 098 – Economic Development
- Fund 105 – Vehicle Replacement PD
- Fund 111 – FEMA COVID19
- Fund 115 – Tax Notes 2021
- Fund 121 – ARP SL Fiscal Recovery
- Fund 126 – GF Tax Note 2022
- Fund 025 – Building Security Fund
- Fund 087 – Solid Waste Capital Projects
- Fund 091 – General Fund Capital Projects
- Fund 093 – Park Maintenance Fund
- Fund 097 – Vehicle Replacement
- Fund 103 – COVID19 Event
- Fund 106 – Vehicle Replacement PW
- Fund 112 – Winter Storm Event
- Fund 120 – Property Tax Reserve
- Fund 123 – Economic Development Program

**Capital Improvement Funds – General Fund**

Fund	General Fund Capital Projects	FY 19-20 Audited Beginning Fund Balance	Budgeted Revenues	Budgeted Transfers In	Budgeted Expenditures	Budgeted Transfers Out	FY 20-21 Estimated Ending Fund Balance
033	CO 2016	87,200.49	4,000.00	0.00	76,372.00	0.00	14,828.49
039	CO 2002-2002A	5,261.31	0.00	0.00	0.00	5,266.37	(5.06)
065	CO 2011	0.00	0.00	0.00	0.00	0.00	0.00
067	CO 2013-Street	29,017.21	0.00	0.00	0.00	0.00	29,017.21
<b>Totals</b>		<b>121,479.01</b>	<b>4,000.00</b>	<b>0.00</b>	<b>76,372.00</b>	<b>5,266.37</b>	<b>43,840.64</b>

- Fund 033 – CO Series 2016
- Fund 065 – CO Series 2011
- Fund 115 – Tax Notes Series 2021
- Fund 039 – CO Series 2002-2002A
- Fund 067 – CO Series 2013 Street

Note: Fund 039 ended last fiscal year with a smaller fund balance than anticipated. The transfer out will be adjusted down.

**Police Forfeiture Funds**

Fund	Seizure Funds	FY 19-20 Audited Beginning Fund Balance	Budgeted Revenues	Budgeted Transfers In	Budgeted Expenditures	Budgeted Transfers Out	FY 20-21 Estimated Ending Fund Balance
005	PD St Seizure	1,059,640.94	5,000.00	0.00	201,628.24	0.00	863,012.70
028	PD Fed Seizure	141,190.96	100.00	0.00	30,000.00	0.00	111,290.96
031	MC Technology	34,071.44	11,000.00	0.00	17,292.00	0.00	27,779.44
<b>Totals</b>		<b>1,234,903.34</b>	<b>16,100.00</b>	<b>0.00</b>	<b>248,920.24</b>	<b>0.00</b>	<b>1,002,083.10</b>

- Fund 005 – State Forfeiture
- Fund 031 – Municipal Court Technology
- Fund 028 – Federal Forfeiture

**Debt Service – General Fund**

Fund	GO Debt Service	FY 19-20 Audited Beginning Fund Balance	Budgeted Revenues	Budgeted Transfers In	Budgeted Expenditures	Budgeted Transfers Out	FY 20-21 Estimated Ending Fund Balance
011	GO Debt Service	618,427.92	1,454,417.00	48,029.00	1,635,496.89	0.00	485,377.03
<b>Totals</b>		<b>618,427.92</b>	<b>1,454,417.00</b>	<b>48,029.00</b>	<b>1,635,496.89</b>	<b>0.00</b>	<b>485,377.03</b>

**Tourism Fund**

Fund	Tourism Funds	FY 19-20 Audited Beginning Fund Balance	Budgeted Revenues	Budgeted Transfers In	Budgeted Expenditures	Budgeted Transfers Out	FY 20-21 Estimated Ending Fund Balance
002	Tourism	353,635.58	566,912.00	850.00	458,120.00	107,631.00	355,646.58
202	Facade Grant	25,380.00	0.00	30,000.00	0.00	0.00	55,380.00
203	JK EDA Grant	557,000.00	0.00	0.00	557,000.00	0.00	0.00
204	JK Venue Tax	0.00	156,342.86	0.00	0.00	0.00	156,342.86
<b>Totals</b>		<b>936,015.58</b>	<b>723,254.86</b>	<b>30,850.00</b>	<b>1,015,120.00</b>	<b>107,631.00</b>	<b>567,369.44</b>

- 002 – Tourism Fund
- 202 – Facade Grant Fund
- 203 – JK Northway EDA Grant Fund
- 204 – Venue Tax Fund

Even though Fund 002 is not required to keep a specific minimum fund balance, there have been discussions to require some level of minimum fund balance. Currently, estimated ending fund balance is at 62.86% (Estimated Fund Balance \$355,646.58 divided total Expenditures and Transfers Out of \$565,751). To keep the same 25%, the required fund balance would need to be \$141,437.75 based on budgeted expenditures and transfers out.

**Enterprise – Utility Funds**

Fund	Enterprise Utility Funds	FY 19-20 Audited Beginning Fund Balance	Budgeted Revenues	Budgeted Transfers In	Budgeted Expenditures	Budgeted Transfers Out	FY 20-21 Estimated Ending Fund Balance
012	UF Debt Service	758,435.05	2,000.00	1,600,683.00	1,406,433.00	0.00	954,685.05
<b>051</b>	<b>Utility</b>	<b>3,432,416.32</b>	<b>9,493,600.00</b>	<b>335,281.78</b>	<b>6,470,014.13</b>	<b>3,825,730.01</b>	<b>2,965,553.96</b>
054	UF Cap Proj	1,218,843.48	1,200.00	106,753.00	951,181.00	2,836.20	372,779.28
055	Stormwater	249,986.25	405,000.00	0.00	1,100.00	292,800.00	361,086.25
062	CO 2005	51,606.47	0.00	0.00	0.00	1,137.58	50,468.89
066	CO 2011	70,464.52	575.00	82,905.01	154,000.00	0.00	(55.47)
068	CO 2013-Drainage	2,102,369.97	2,000.00	0.00	839,200.00	616,455.00	648,714.97
125	UF ARP SL Fiscal	0.00	0.00	0.00	0.00	0.00	0.00
127	UF Tax Notes 2022	0.00	0.00	0.00	0.00	0.00	0.00
<b>Totals</b>		<b>7,884,122.06</b>	<b>9,904,375.00</b>	<b>2,125,622.79</b>	<b>9,821,928.13</b>	<b>4,738,958.79</b>	<b>5,353,232.93</b>

To verify the ending fund balance for Utility Fund 051, budgeted expenditures, and budgeted transfers out for FY 20-21 are:

- Budgeted Expenditures and Transfers Out for FY 20-21 are \$10,295,744.14
- Minimum required fund balance = actual total expenditures of \$10,295,744.14 x 25% = \$2,573,936.04.



- The estimated ending fund balance of \$2,965,553.96 for FY 20-21 has a surplus reserve of \$391,617.92 (estimated ending fund balance \$2,965,553.96 less minimum required \$2,573,936.04)
- Estimated Ending Fund Balance for FY 20-21 is 28.80% (estimated ending fund balance \$2,965,553.96 divided total expenditures \$10,295,744.14)

Fund 012 – Debt Service	Fund 051 – Utility Fund
Fund 054 – Capital Projects	Fund 055 – Storm Water Drainage
Fund 062 – CO Series 2005	Fund 066 – CO Series 2011
Fund 068 – CO Series 2013	Fund 125 – UF ARP SL Fiscal Recovery
Fund 127 – UF Tax Notes 2022	

Note: Fund 066 will be adjusted to not expend the full \$154,000 as budgeted due to a smaller estimated beginning fund balance. The negative will be transferred into the reduction line item so that the budgeted line item will not be overspent. If the full amount is needed, it will be covered by Fund 051 through a budget amendment.

**Internal Service Fund – Insurance**

Fund	Insurance Fund	FY 19-20 Audited Beginning Fund Balance	Budgeted Revenues	Budgeted Transfers In	Budgeted Expenditures	Budgeted Transfers Out	FY 20-21 Estimated Ending Fund Balance
138	Insurance	1,219,266.94	4,373,297.00	68,005.00	4,414,503.00	0.00	1,246,065.94
<b>Totals</b>		<b>1,219,266.94</b>	<b>4,373,297.00</b>	<b>68,005.00</b>	<b>4,414,503.00</b>	<b>0.00</b>	<b>1,246,065.94</b>

Grant Funds

Fund	Grant Funds	FY 19-20 Audited Beginning Fund Balance	Budgeted Revenues	Budgeted Transfers In	Budgeted Expenditures	Budgeted Transfers Out	FY 20-21 Estimated Ending Fund Balance
009	Law Enforce PD	0.00	2,808.34	0.00	7,808.34	0.00	(5,000.00)
010	Law Enforce-Fire	0.00	0.00	0.00	2,656.00	0.00	(2,656.00)
013	TX Historical	56.76	0.00	0.00	0.00	56.76	0.00
016	PD Stonegarden	0.00	187,020.00	0.00	187,020.00	0.00	0.00
017	PD Borderstar	0.00	156,000.00	0.00	156,000.00	0.00	0.00
027	EMS	0.00	22,486.00	0.00	26,903.00	0.00	(4,417.00)
030	Red Ribbon	58.26	0.00	0.00	58.26		0.00
050	DOJ JAG Grant	0.00	0.00	13,325.00	13,325.00	0.00	0.00
059	Homeland Security	0.00	0.00	0.00	0.00	0.00	0.00
069	TXCDBG Main St	35,021.05	250,000.00	32,549.00	332,549.00	0.00	(14,978.95)
084	DEAAG	0.00	0.00	907,500.00	0.00	0.00	907,500.00
086	TXCDBG 7218269	(15,471.00)	101,610.00	0.00	101,610.00	0.00	(15,471.00)
094	TX Parks Wildlife	197,000.00	0.00	0.00	359,500.00	0.00	(162,500.00)
095	Natl Trust Preserv	5,000.00	0.00	0.00	3,161.38	0.00	1,838.62
100	SRTS Grant	0.00	772,568.00	77,602.00	793,262.00	0.00	56,908.00
101	TXCDBG 7219192	22,450.00	350,000.00	0.00	350,000.00	0.00	22,450.00
107	Assist to FF Grant	0.00	18,697.35	1,869.73	20,567.08	0.00	0.00
108	PL Bulletproof Vst	0.00	4,585.00	4,585.00	9,170.00	0.00	0.00
109	COVID Emer Supp	0.00	29,841.69	0.00	29,841.69	0.00	0.00
110	KVPD Enhanc BWC	0.00	20,665.00	20,665.00	41,330.00	0.00	0.00
113	CW WW Coll Syst	0.00	0.00	73,668.00	83,147.88	0.00	(9,479.88)
114	SWB Rural/Tribal	0.00	83,147.88	0.00	0.00	0.00	83,147.88
116	TWDB Drainage #7	0.00	0.00	44,000.00	0.00	0.00	44,000.00
117	TWDB Drainage #1	0.00	0.00	44,000.00	0.00	0.00	44,000.00
118	TWDB Drainage #3	0.00	0.00	44,000.00	0.00	0.00	44,000.00
119	TWDB Drainage #4	0.00	0.00	44,000.00	0.00	0.00	44,000.00
122	GLO Mitigation	0.00	0.00	366,787.00	0.00	0.00	366,787.00
124	Ed Rachal Found Gr	0.00	50,000.00	0.00	50,000.00	0.00	0.00

Fund 009 – Law Enf Off Stand-PD  
 Fund 013 - Texas Historical  
 Fund 017 – PD Borderstar  
 Fund 030 – Red Ribbon Awareness  
 Fund 059 – Homeland Security  
 Fund 084 – DEAAG Grant  
 Fund 094 – Texas Parks & Wildlife  
 Fund 100- Safe Routes to School  
 Fund 102 – Certified Local  
 Fund 108 – PL Bulletproof Vest  
 Fund 110 – KV PD Enhance BWC  
 Fund 112 – Winter Storm Event  
 Fund 114 – SWB Rural Tribal  
 Fund 117 – TWDB Drainage #1  
 Fund 119 – TWDB #4

Fund 010 – Law Enf Off Stand-Fire  
 Fund 016 – PD Stonegarden  
 Fund 027 – EMS Fund  
 Fund 050 – DOJ JAG Grant  
 Fund 069 – TX CDBG Main St Grant  
 Fund 086 – TX CDBG Grant  
 Fund 095 – Natl Trust for Hist Presv  
 Fund 101 – TXCDB #7219192  
 Fund 107 – Assistance to FF  
 Fund 109 – COVID Emerg Suppl  
 Fund 111 – FEMA COVID19  
 Fund 113 – CW WW Coll System  
 Fund 116 – TWDB Drainage #7  
 Fund 118 – TWDB Drainage #3  
 Fund 122 – GLO Mitigation

Some of the above grants will need to have adjustments made to budgeted revenues. Budget amendments for revenues will be done later in the fiscal year. Some expenditures have been budgeted without the corresponding revenue because the revenues are sitting in deferred revenues and cannot be booked until the actual expenditure is incurred. The table above reflects that the corresponding revenue will be budgeted if the corresponding expenditure is incurred.

## II. Grant Information

### Fund 009 – Law Enforcement Off Stand-PD

Used to record the annual allocation payment from the Law Enforcement Officer Standards and Education (LEOSE). This payment must be used as necessary, to ensure the continuing education of law enforcement personnel, or to provide necessary training, as determined by the agency head, to full-time, fully paid law enforcement support personnel.

### Fund 010 – Law Enforcement Off Stand-Fire

Used to record the annual allocation payment from the Law Enforcement Officer Standards and Education (LEOSE). This payment must be used as necessary, to ensure the continuing education of law enforcement personnel (Fire), or to provide necessary training, as determined by the agency head, to full-time, fully paid law enforcement support personnel.

### Fund 013 - Texas Historical

This is an old grant that needs to close out the left-over funds.

### Fund 016 – PD Stonegarden

This fund is used to account for the Operation Stonegarden (OPSG) grant. The OPSG Program fund investments in joint efforts to secure the United States' borders along routes of ingress from international borders to include travel corridors in states bordering Mexico and Canada, as well as states and territories with international water borders.

### Fund 017 – PD Borderstar

This fund accounts for the Borderstar – LBSP Grant. The purpose of the grant is to sustain interagency law enforcement operations and enhance local law enforcement patrols to deter and facilitate directed actions to interdict criminal activity.

### Fund 027 – EMS Fund

This is a grant for emergency medical supplies.

### Fund 030 – Red Ribbon

This is an old grant that will be closed.

Fund 050 – DOJ Jag Grant  
This is a new grant

Fund 069 – TX CDBG Main St Grant #7219012  
This fund is used to account for a Community Development Block Grant for Main Street Development. It includes 600 linear feet of sidewalk and curb improvements, 12 ADA accessible curb ramps, 8 concrete sidewalk bulb-outs on Kleberg Avenue from 7<sup>th</sup> Street to 8<sup>th</sup> Street. Approved through Resolution 2019-45.

Fund 084 – DEAAG Grant  
This is possible grant for a project with the naval air station on wastewater reroute.

Fund 086 – TX CDBG Grant #7218269  
This fund is used to account for a Texas CDBG Grant for sewer system improvements for a manhole rehabilitation project. Approved November 2018.

Fund 094 – Texas Parks & Wildlife  
This fund is used to account for a Texas Parks & Wildlife Grant for improvements at the Dick Kleberg Park. The grant includes playground equipment shade, structures, handicap access surfacing, 10 picnic tables with grills, exercise equipment, shelters, baseball field improvements, multi-purpose field improvements, girls' softball field improvements and other miscellaneous items. Approved through Resolution 2019-91.

Fund 095 – National Historic Preservation  
This is an old grant that needs to be close out.

Fund 100-Safe Routes to School  
This fund is used to account for the Safe Routes to School program that includes improvements of sidewalks, ADA accessibility and school safety.

Fund 108 – Patrick Leahy Bulletproof Vest Partnership Grant  
This grant provides for the purchase of bulletproof vests

Fund 109 – COVID Emergency Supplemental Grant  
This grant provides for overtime for COVID related activities

Fund 110 – Kingsville PD Enhancement BWC Grant  
This grant provides for the purchase of cameras